

Lecture Notes in Artificial Intelligence

13462

Subseries of Lecture Notes in Computer Science

Series Editors

Randy Goebel

University of Alberta, Edmonton, Canada

Wolfgang Wahlster

DFKI, Berlin, Germany

Zhi-Hua Zhou

Nanjing University, Nanjing, China

Founding Editor

Jörg Siekmann

DFKI and Saarland University, Saarbrücken, Germany


More information about this subseries at <https://link.springer.com/bookseries/1244>


Valeria Giardino · Sven Linker · Richard Burns ·
Francesco Bellucci · Jean-Michel Boucheix ·
Petrucio Viana (Eds.)

Diagrammatic Representation and Inference

13th International Conference, Diagrams 2022
Rome, Italy, September 14–16, 2022
Proceedings


Editors

Valeria Giardino 
CNRS, Ecole Normale Supérieure
Paris, France

Richard Burns 
West Chester University
West Chester, PA, USA

Jean-Michel Boucheix
Université Bourgogne Franche-Comté
Dijon, France

Sven Linker 
Lancaster University in Leipzig
Leipzig, Germany

Francesco Bellucci 
Università di Bologna
Bologna, Italy

Petrucio Viana 
Universidade Federal Fluminense
Niterói, Brazil

ISSN 0302-9743 ISSN 1611-3349 (electronic)
Lecture Notes in Artificial Intelligence
ISBN 978-3-031-15145-3 ISBN 978-3-031-15146-0 (eBook)
<https://doi.org/10.1007/978-3-031-15146-0>

LNCS Sublibrary: SL7 – Artificial Intelligence

© Springer Nature Switzerland AG 2022

8 chapters are licensed under the terms of the Creative Commons Attribution 4.0 International License (<http://creativecommons.org/licenses/by/4.0/>). For further details see license information in the chapters.

This work is subject to copyright. All rights are reserved by the Publisher, whether the whole or part of the material is concerned, specifically the rights of translation, reprinting, reuse of illustrations, recitation, broadcasting, reproduction on microfilms or in any other physical way, and transmission or information storage and retrieval, electronic adaptation, computer software, or by similar or dissimilar methodology now known or hereafter developed.

The use of general descriptive names, registered names, trademarks, service marks, etc. in this publication does not imply, even in the absence of a specific statement, that such names are exempt from the relevant protective laws and regulations and therefore free for general use.

The publisher, the authors, and the editors are safe to assume that the advice and information in this book are believed to be true and accurate at the date of publication. Neither the publisher nor the authors or the editors give a warranty, expressed or implied, with respect to the material contained herein or for any errors or omissions that may have been made. The publisher remains neutral with regard to jurisdictional claims in published maps and institutional affiliations.

This Springer imprint is published by the registered company Springer Nature Switzerland AG
The registered company address is: Gewerbestrasse 11, 6330 Cham, Switzerland

Preface

The 13th International Conference on Theory and Application of Diagrams (Diagrams 2022) was held at the Sapienza University of Rome during September 13–17, 2022. The conference was co-located with the IEEE Symposium on Visual Languages and Human-Centric Computing (VL/HCC 2022).

After two years of online conferences, Diagrams 2022 was planned from the beginning as a fully physical event. While this added additional uncertainty to the organization, we envisioned that a physical event would foster natural collaboration and communication among researchers in the Diagrams community more strongly.

Submissions to Diagrams 2022 were solicited in the form of long papers, short papers, posters, and abstract submissions. Each submission received at least three peer reviews. Afterwards, the authors were given the opportunity to respond to the reviews in the form of a rebuttal. During the lively discussion among the Program Committee, both the reviews and the rebuttal were taken into account. This robust process ensured that only the highest-quality papers were accepted for presentation at the conference. We thank all members of the Program Committee for their hard work and the time they spent on the discussion.

Diagrams 2022 received 58 submissions across the Main, Philosophy, and Psychology and Education tracks. Out of all these submissions, 11 were accepted as long papers, 19 as short papers, and five as posters. Furthermore, one submission was accepted as a full abstract, one as a short abstract, and, one as a non-archived poster. This program was complemented by four tutorials, and a workshop on “Diagrams of Life and Evolution”.

The conference included two keynote presentations by prestigious researchers in the Diagrams community:

- Gem Stapleton on “The Power of Diagrams: Observation, Inference and Overspecificity”. This keynote was shared with VL/HCC.
- Sun-Joo Shin on “Visual Representation and Abductive Reasoning”.

In addition, Diagrams 2022 hosted an Inspirational Early Career Researcher speaker, who was invited to open the Graduate Symposium. We were delighted to host Lorenz Demey from KU Leuven to give this talk with the title “From Aristotelian Diagrams to Logical Geometry”.

Of course, the organization would not have been possible without the help of many others. First of all, we would like to thank Paolo Bottoni and Francesco Sapio for their outstanding work as local organizers. Furthermore, we thank Amy Fox for her help as the Publicity Chair, Petrucio Viana for his work as the Proceedings Chair, and Reetu Bhatthacharjee for her support to the next generation of researchers by serving as the Graduate Symposium Chair. Our institutions, CNRS, Lancaster University Leipzig, West Chester University, University of Bologna, and Université de Bourgogne, provided us with additional support, for which we are thankful.

Finally, we would like to thank the Steering Committee for their continuous support throughout the organization of the conference, and in particular the Chair of the Steering Committee, Amirouche Moktefi, who was always willing to help with additional advice.

July 2022

Valeria Giardino
Sven Linker
Richard Burns
Francesco Bellucci
Jean-Michel Boucheix

Organization

Program Committee

Mohanad Alqadah	Umm Al-Qura University, Saudi Arabia
Amrita Basu	Jadavpur University, India
Francesco Bellucci (Co-chair)	University of Bologna, Italy
Reetu Bhattacharjee	Scuola Normale Superiore di Pisa, Italy
Andrew Blake	University of Brighton, UK
Ben Blumson	National University of Singapore, Singapore
Leonie M. Bosveld-De Smet	University of Groningen, The Netherlands
Jean-Michel Boucheix (Co-chair)	Université de Bourgogne, France
Richard Burns (Co-chair)	West Chester University, USA
Peter Chapman	Edinburgh Napier University, UK
Peter Cheng	University of Sussex, UK
Daniele Chiffi	Tallinn University of Technology, Estonia
Lopamudra Choudhury	Jadavpur University, India
James Corter	Columbia University, USA
Gennaro Costagliola	Università di Salerno, Italy
Silvia De Toffoli	Princeton University, USA
Erica de Vries	Université Grenoble Alpes, France
Aidan Delaney	Bloomberg, UK
Lorenz Demey	KU Leuven, Belgium
Maria Giulia Dondero	Université de Liège, Belgium
George Englebreetsen	Bishop's University, Canada
Jacques Fleuriot	University of Edinburgh, UK
Amy Fox	University of California, San Diego, USA
Valeria Giardino (General Chair)	CNRS, Ecole Normale Supérieure, France
Nathan Haydon	Tallinn University of Technology, Estonia
Mateja Jamnik	University of Cambridge, UK
Mikkel Willum Johansen	University of Copenhagen, Denmark
Yasuhiro Katagari	Future University Hakodate, Japan
John Kulvicki	Dartmouth College, USA
Brendan Larvor	University of Hertfordshire, UK
John Lee	University of Edinburgh, UK
Javier Legris	Universidad de Buenos Aires, Argentina
Jens Lemanski	FernUniversität in Hagen, Germany
Sven Linker (Co-chair)	Lancaster University in Leipzig, Germany
Emmanuel Manalo	Kyoto University, Japan
Kim Marriott	Monash University, Australia

Mark Minas	Universität der Bundeswehr München, Germany
Amirouche Moktefi	Tallinn University of Technology, Estonia
Martin Nöllenburg	Vienna University of Technology, Austria
Mario Piazza	Scuola Normale Superiore di Pisa, Italy
Ahti Pietarinen	Tallinn University of Technology, Estonia
Margit Pohl	Vienna University of Technology, Austria
Uta Priss	Ostfalia University, Germany
Joao Queiroz	Federal University of Juiz de Fora, Brazil
Peter Rodgers	University of Kent, UK
Dirk Schlimm	McGill University, Canada
Stephanie Schwartz	Millersville University, USA
Sumanta S. Sharma	Shri Mata Vaishno Devi University, India
Atsushi Shimojima	Doshisha University, Japan
Hans Smessaert	KU Leuven, Belgium
Gem Stapleton	University of Cambridge, UK
Yuri Uesaka	University of Tokyo, Japan
Jean Van Bendegeem	Vrije Universiteit Brussel, Belgium
Peggy Van Meter	Pennsylvania State University, USA
Petrucio Viana	Federal Fluminense University, Brazil
Reinhard von Hanxleden	Christian-Albrechts-Universität zu Kiel, Germany
Michael Wybrow	Monash University, Australia

Additional Reviewers

Kasperowski, Maximilian
Petzold, Jette
Raggi, Daniel
Rentz, Niklas
Smola, Filip

Contents

Theoretical Perspectives

Introducing the Diagrammatic Semiotic Mode	3
<i>Tuomo Hiippala and John A. Bateman</i>	
On Computing Optimal Linear Diagrams	20
<i>Alexander Dobler and Martin Nöllenburg</i>	
Visual Proofs as Counterexamples to the <i>Standard View</i> of Informal Mathematical Proofs?	37
<i>Simon Weisgerber</i>	
Representational Interpretive Structure: Theory and Notation	54
<i>Peter C.-H. Cheng, Aaron Stockdill, Grecia Garcia Garcia, Daniel Raggi, and Mateja Jamnik</i>	
Mixing Colors, Mixing Logics	70
<i>José-Martín Castro-Manzano</i>	
Normatively Determined Propositions	78
<i>Matteo Pascucci and Claudio E. A. Pizzi</i>	
A Diagram Must Never Be Ten Thousand Words: Text-Based (Sentential) Approaches to Diagrams Accessibility Limit Users' Potential for Normative Agency	86
<i>David Barter and Peter Coppin</i>	

History

Combing Graphs and Eulerian Diagrams in Eristic	97
<i>Reetu Bhattacharjee and Jens Lemanski</i>	
Taming the Irrational Through Musical Diagrams – from Boethius to Oresme and Nemorarius	114
<i>Daniel Muzzulini</i>	
A Database of Aristotelian Diagrams: Empirical Foundations for Logical Geometry	123
<i>Lorenz Demey and Hans Smessaert</i>	

Origami and the Emergence of Hybrid Diagrams	132
<i>Francesca Ferrara and Giulia Ferrari</i>	
On Lambert Quadrilaterals and Why They Cannot Be Diagrams (According to Lambert)	140
<i>Theodor Berwe</i>	
Cognition and Diagrams	
Euler vs Hasse Diagrams for Reasoning About Sets: A Cognitive Approach	151
<i>Dimitra Bourou, Marco Schorlemmer, and Enric Plaza</i>	
Evaluating Colour in Concept Diagrams	168
<i>Sean McGrath, Andrew Blake, Gem Stapleton, Anestis Touloumis, Peter Chapman, Mateja Jamnik, and Zohreh Shams</i>	
Tables as Powerful Representational Tools	185
<i>Dirk Schlimm</i>	
Why Scholars Are Diagramming Neural Network Models	202
<i>Guy Clarke Marshall, Caroline Jay, and André Freitas</i>	
A Formal Model of Aspect Shifting: The Case of Dot Diagrams	210
<i>Atsushi Shimojima and Dave Barker-Plummer</i>	
How to Visually Represent Structure	218
<i>Axel Arturo Barceló Aspeitia</i>	
Aspect Shifting in Aristotelian Diagrams	226
<i>Hans Smessaert and Lorenz Demey</i>	
Epistemic Roles of Diagrams in Short Proofs	235
<i>Henrik Kragh Sørensen and Mikkel Willum Johansen</i>	
Diagrams and Applications	
Ancillary Diagrams: A Substitute for Text in Multimedia Resources?	245
<i>Richard Lowe and Jean-Michel Boucheix</i>	
Diagrams for Learning to Lead in Salsa Dancing	260
<i>Erica de Vries</i>	
The Use of Diagrams in Planning for Report Writing	268
<i>Emmanuel Manalo and Laura Ohmes</i>	

Logical Diagrams

From Euler Diagrams to Aristotelian Diagrams	279
<i>Lorenz Demey and Hans Smessaert</i>	
Visualizing Polymorphisms and Counter-Polymorphisms in S5 Modal Logic	296
<i>Pedro Falcão</i>	
Representing Formulas of Propositional Logic by Cographs, Permutations and Tables	312
<i>Michał Sochański</i>	
The Notion of Diagrammatic Isomorphism in Venn-Peirce Diagrams	321
<i>Sumanta Sarathi Sharma</i>	
Generalizing Aristotelian Relations and Diagrams	329
<i>Stef Frijters</i>	
John Cook Wilson's Hanging Plants: A Contribution to the History of Early Logic Trees	338
<i>Dave Beisecker and Amirouche Moktefi</i>	
Peirce's Complex Diagrams	347
<i>Reetu Bhattacharjee and Amirouche Moktefi</i>	

Posters

How to Build and Convert Complex Propositions in the Marlo Diagram	359
<i>Marcos Bautista López Aznar</i>	
Perception of Node-Link Diagrams: The Effect of Layout on the Perception of Graph Properties	364
<i>Elektra Kypridemou, Michele Zito, and Marco Bertamini</i>	
Explaining with Diagrams for Promoting Deeper Learning: School Practice to Integrate Knowledge Across Subjects	368
<i>Yuri Uesaka, Tsubasa Kurosawa, Kazumasa Furuya, Shigeru Yanagimoto, Mengshi Liu, Satomi Shiba, and Nao Uchida</i>	
Visually Analyzing Universal Quantifiers in Photograph Captions	373
<i>Yuri Sato and Koji Mineshima</i>	

Comparison of Diagram Use for Visualizing Probability Problems in U.S.
and Chinese Textbooks 378
 Chenmu Xing, Megan R. Bender, and Leticia Cossi de Souza

Author Index 383