



Article scientifique

Article

2010

Accepted version

Open Access

This is an author manuscript post-peer-reviewing (accepted version) of the original publication. The layout of the published version may differ .

Stochastic Models and Adaptive Algorithms for Energy Balance in Sensor Networks

Leone, Pierre; Nikolettseas, Sotiris E.; Rolim, Jose

How to cite

LEONE, Pierre, NIKOLETSEAS, Sotiris E., ROLIM, Jose. Stochastic Models and Adaptive Algorithms for Energy Balance in Sensor Networks. In: Theory of computing systems, 2010, vol. 47, n° 2, p. 433–453.
doi: 10.1007/s00224-009-9193-7

This publication URL: <https://archive-ouverte.unige.ch/unige:34176>

Publication DOI: [10.1007/s00224-009-9193-7](https://doi.org/10.1007/s00224-009-9193-7)

Stochastic Models and Adaptive Algorithms for Energy Balance in Sensor Networks

Pierre LEONE¹, Sotiris NIKOLETSEAS², José ROLIM¹

¹ University of Geneva, C.U.I., BATTELLE BAT. A, route de Drize 7, 1227 Carouge, Switzerland

² Computer Technology Institute, N. Kazantzaki Str 1, Patras University Campus, 26500 Rion, Patras, Greece

Abstract. We consider the important problem of energy balanced data propagation in wireless sensor networks and we extend and generalize previous works by allowing adaptive energy assignment. We consider the data gathering problem where data are generated by the sensors and must be routed toward a unique sink. Sensors route data by either sending the data directly to the sink or in a multi-hop fashion by delivering the data to a neighbouring sensor. Direct and neighbouring transmissions require different levels of energy consumption. Basically, the protocols balance the energy consumption among the sensors by computing the adequate ratios of direct and neighbouring transmissions. An abstract model of energy dissipation as a random walk is proposed, along with rigorous performance analysis techniques. Two efficient distributed algorithms are presented and analysed, by both rigorous means and simulation. The first one is easy to implement and fast to execute. The protocol assumes that sensors know a-priori the rate of data they generate. The sink collects and processes all these information in order to compute the relevant value of the protocol parameter. This value is transmitted to the sensors which individually compute their optimal ratios of direct and neighbouring transmissions. The second protocol avoids the necessary a-priori knowledge of the data rate generated by sensors by inferring the relevant information from the observation of the data paths. Furthermore, this algorithm is based on stochastic estimation methods and is adaptive to environmental changes.

1 Introduction

Load balancing is a common important problem in many areas of distributed systems. A typical example is that of shared resources such as a set of processors, where it is of interest to assign tasks to resources without overusing any of them. A related but different aspect of load balancing appears in the context of sensor networks, where tiny smart sensors are usually battery powered: an important goal of data processing is to balance the total energy consumed among the entire set of sensors. However, limited local knowledge of the network, frequent changes in the topology of the network and the specifications of sensors, among

others, make load balancing in sensors nets significantly different of classical load balancing in distributed systems.

To our knowledge, these considerations were first pointed out in the field of sensor networks in [18]. In this paper the authors deal with the problem of devising energy balanced sorting algorithms. In a subsequent paper [4] the authors deal with the problem of energy balanced data propagation in sensor networks. They propose a randomised data propagation protocol and provide recursive and closed form solutions for the appropriate parameters of the protocol.

Before describing our contributions we present the problem previously stated in [4]. Formal definitions are deferred to the next section. An important area of application of sensor networks is the monitoring of a given region. Tiny smart sensors are scattered in a given region in order to detect and monitor some phenomena. Once a sensor detects the occurrence of an event it is responsible to inform (through wireless transmissions) a particular station (representing the end users of the network), called sink, about the occurrence of this event. Since the energy necessary to transmit a data through radio waves is proportional to some power of the distance of transmission (usually square power), sensors located far away from the sink are prone (if they would transmit directly to the sink) to run out of their available energy before sensors located closer to the sink. This leads to the idea that the data traffic has to be handled by the network with multiple hops to the sink, allowing only short distance communication. However, this strategy tends to overuse sensors located close to the sink since these sensors have to handle the entire set of events. There is then a trade-off between long and short distance communication to forward a data to the sink in order to make the life time of the whole network longer. A possible probabilistic protocol divides the set of sensors into slices or ring sectors [4]. The first slice is composed of sensors at *unit* distance from the sink, the second slice of sensors at distance 2, and so on. Here the distance is the maximal number of hops necessary to send a data to the sink. Sensors may communicate directly to the sink with probability $(1 - p_i)$. In this case the consumed energy is proportional to i^2 with i is the slice number the sensor belongs to. In order to save energy, a sensor can probabilistically decide with probability p_i to transmit its data to a sensor belonging to the next slice to the sink (slice $i \rightarrow$ slice $i - 1$). In this case the amount of consumed energy is proportional to a constant which is assumed to be 1 for convenience. This is illustrated in Figure 1 where the two first slices are represented and in Figure 3 for the slice number i . The problem is to determine with which probability p_i a sensor located in slice i has to transmit to the next slice (or to directly transmit to the sink with probability $1 - p_i$) in order to balance the consumed energy among all the sensors.

2 Related works

In the literature, probabilistic data propagation protocols are proposed, in [3] (LTP, a local optimisation protocol) and [2] (PFR, a limited flooding protocol).

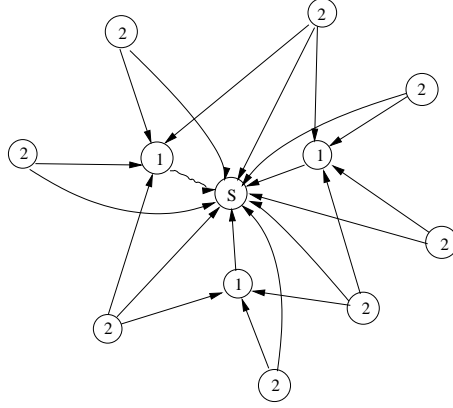


Fig. 1. The sink (S) with the first two slices of sensors

Both protocols are energy efficient and fault-tolerant, but tend to strain close to the sink sensors.

[9] inspired our work here since it proposes some stochastic models (Markov chains, dynamic systems) for dynamic sensor networks. Indeed, our approach to the energy-balance data propagation problem is to model the dynamics of energy consumption of sensors as a random Walk. This formulation provides us the tool to compute the optimal parameters of the protocol and support for the online statistical analysis of the data traffic. The later is useful if the protocol implementer does not know in advance the rate of data generated by the sensors which is inferred from the traffic observations.

There are in the litterature papers investigating energy-balance mechanisms and using a similar slice model of the network as we use in this paper. In [6, 10] the authors define for sensors belonging to a same slice two period of time: during the first period the sensors send the data directly to the sink while during the second period sensors forward the data to sensors belonging to the next slice. The ratios between the two periods of time are computed in order to balance the energy consumption between sensors. The computations are based on the simulation of the process. The work presented in this paper is actually an extension of [4]. The framework introduced in [4] assumes that sensors are randomly and uniformly distributed in a circular or a sector of a circular region, see Figure 2. Sensors generate data that are collected by the sink located in the center of the circular region. All the sensors generate the same amount of data. The circular region is divided in rings of equal width R . The width of the rings equals the minimum transmission distance of sensors in such a way that sensors belonging to a particular ring can transmit data to sensors belonging to the next ring closer to the sink. In order to balance the energy consumption, sensors can transmit data directly to the sink. Such long range transmissions are energy costly for the transmitter but unburden sensors located closer to the sink.

Balancing the energy consumption amounts to computing the appropriate ratio of long and short transmission. We first extend the work in [4] by considering that the amount of data generated in the rings are parameters of the model. Then, we show that these parameters need not be known in advance and can be inferred from data traffic statistics. We also mention [20] which is very close in spirit to [10, 4]. In [20], the problem is reformulated as an transmission allocation problem and the authors compute the optimal number of rings to maximize the network lifetime. [8] establishes a link between the energy-balance mechanism we investigate in this paper and the flow of data in network. The routing protocol we consider in this paper routes data through neighboring links between sensors located to adjacent rings and direct links from the sensors to the sink, see Figure 3. Actually, it is proved in [8] that among energy-balance routing strategy the one we consider maximizes the flow of data in the network. Considering more links in the network may only reduce the data flow in the network. This result supports the investigation contained in this paper since it shows that the energy-balance mechanism optimizes the flow of data in the network. A similar result is proved independently in [5] using linear programming tools.

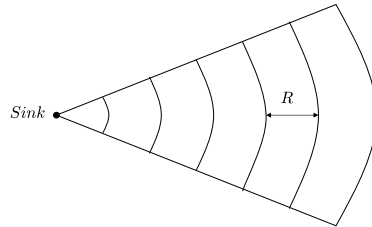


Fig. 2. Rings model of the sensor network with a sink and ring width R

Intuitively, balancing the energy consumption between sensors make the lifetime of the network longer. This is formally stated in [16]. Moreover, the paper addresses the existence of optimal solution when balancing the energy is not realistic and the variability of the energy consumption of sensors belonging to the same slice. [15] addresses the problem of maximizing the network lifetime from the point of view of network design. The conclusion of the paper support the relevance of the approach developped in this paper. For instance, it is formally proved that to reduce the energy consumption of conveying data from a sensor to the sink, the transmission power must be the same for all sensors. Notice that the strategy investigated in [15] to balance the energy consumption among rings is to design networks with rings of varying width. An algorithm to compute the optimal ring widths is provided.

Different techniques are investigated to increase the lifetime of the network. Clustering techniques are investigated in [7, 14]. Basically, the cluster head is responsible for the establishing the communications, the energy consumption is balanced by changing the cluster head with time. The mobility of the sink is also an alternative [11, 13, 12, 19].



Fig. 3. The communication flow of slice i

3 Our contributions

In this section, we generalise the energy balanced data propagation problem by allowing unrestricted realistic energy assignment and we propose two new probabilistic protocols, one of which is adaptive. Our analysis is based on the modelisation of the process of energy consumption as a random walk in \mathcal{R}^n . The first algorithm we propose is relatively similar to the one suggested in [4] and corresponds to offline computation of the probabilities p_i of transmission to the next slice. Although very easy to implement and fast in execution it suffers from an important **weakness**; namely the probability of occurrence of the events per slice, i.e. the probability λ_i have to be known. This particularity allows very efficient computations of the probabilities p_i . However, this property is not realistic or at least we gain in flexibility and adaptability to devise an algorithm able to solve the problem without any assumption concerning these probabilities. The analysis of the problem is new and leads to a formal definition of the problem of energy balanced data propagation.

The second algorithm is adaptive and based on stochastic approximation methods. The algorithm does not assume that the probabilities of occurrence of the events are known and infers their values from the observation of the events. We refer to such an algorithm as **blind** algorithm for energy balanced data propagation to stress the fact that there is no *a priori* knowledge on the statistics concerning the localisation of the events. The algorithm can be accordingly implemented on any given network and run on the fly, allowing online adaptation of the parameters of the network. This characteristic is important if the parameters of the network are prone to change (this appears frequently in sensor networks). This algorithm is an important contribution of this section. Generally, adaptive algorithms, like the one proposed here, are most appropriate for wireless sensor networks because of their evolving nature due to dynamic properties of the

networks such as sensors failures, obstacles, etc., leading to topology changes. We also formally define in a broader sense the problem of energy balanced data propagation and show formally under which conditions the problem is well formulated.

The protocol suggested in [4] requires that the probabilities p_i are computed offline, the implementation of the computations is fast and straightforward. However, the analysis of the performance of the blind protocol describes in section 6 is rather involved. The most important factor is certainly the convergence time which is the period needed for the sensors to compute the exact value of the probabilities p_i . Unfortunately, the stochastic estimation method used for inferring the statistics of data traffic are relatively slow to convergence. The rate of convergence is $\mathcal{O}(1/\sqrt{t})$ where t is the discrete time and corresponds to the number of data messages routed to the sink. However, such methods are known to provide more quickly relevant values. This means that even if the values inferred from the data traffic are not exact, their values are quickly sufficiently close to the exact values to be meaningful. This point is discussed in the section devoted to the numerical validation of the protocol, see section 7.

We emphasise that the protocol does not need any overhead time before running. Data are routed toward the sink as the protocol parameters are refined. The protocol does not necessitate any transmission from the sensors. The base station sends periodically information to the sensors which is used to refine the parameters of the protocol. The only energy overhead is due to the energy required to receive this information.

4 Framework and Formal Definition of the Problem

In this section we state formally the framework and notations and state the problem of energy balanced data propagation in wireless sensor networks. Notice that as a result of the analysis of the problem, that is presented in the next section, we show that the problem as stated in this section is well formulated.

The number of slices is denoted by n . The main assumption we need in this section is that the energy consumed per sensor to handle the data to the sink is the same among sensors belonging to a particular slice. This means that sensors belonging to the same slice exhaust their available energy more or less simultaneously. Both following assumptions give sufficient conditions validating this assumption. Notice that these assumptions are based on a probabilistic selection of a sensor belonging to a slice for data transmission. Different protocols can then be proposed.

We assume that the probability that an event is detected by a given sensor depends uniquely on the slice the sensor belongs to. This means that we can define and estimate $\lambda_1, \lambda_2, \dots, \lambda_n$ ($\sum_i \lambda_i = 1$) where λ_i is the probability that an event occurs in slice number i . For example, this property is satisfied if the events are uniformly randomly distributed on the monitored region. Indeed, in this particular situation, the probabilities λ_i are proportional to the area covered by the i -th slice. Moreover, when a data is transmitted from slice i to slice $i - 1$

the selected sensor belonging to the slice $i - 1$ is uniformly selected among the whole set.

The probability p_i , $i = 1, \dots, n$ denotes the probability that a sensor belonging to the slice i sends a data to a sensor belonging to the “next” slice $i - 1$. The complementary probability $1 - p_i$ denotes the probability that the sensor sends the data directly to the sink. Then, when a data is handled by a sensor belonging to the i -th slice the amount of consumed energy is a constant (assumed to be 1 for convenience) with probability p_i and i^2 with probability $1 - p_i$. By definition we have $p_1 = 1$ because sensors belonging to the first slice can do nothing else than transmitting to the sink.

The number of sensors belonging to the i -th slice is denoted by S_i . It might be the case that there is a strong relationship between S_i , λ_i but this is not essential.

The total energy available at the i -th slice is denoted by E_i , thus $e_i = E_i/S_i$ is the available energy per sensor. The energy can be seen as a given amount of energy available at the start or as a rate of consumable energy.

An important aspect of our analysis is to model the energy consumption for handling a given event as a random walk in R^n . We group the available scaled energy of each slice as a vector

$$\begin{pmatrix} E_n/S_n \\ E_{n-1}/S_{n-1} \\ \vdots \\ E_1/S_1 \end{pmatrix}. \quad (1)$$

To start, consider an event generated in the n -th slice and consider the complete process of handling the data generated by the event to the sink. We have different possibilities for the scaled energy consumed in the different slices corresponding to the different paths of the data. The data is directly transmitted to the sink with probability $(1 - p_n)$. The corresponding consumed energy vector per sensor is

$$\begin{pmatrix} n^2/S_n \\ 0 \\ \vdots \\ 0 \end{pmatrix}.$$

The data can alternatively be transmitted to the next $(n - 1)$ -th slice from which it is directly transmitted to the sink with probability $p_n(1 - p_{n-1})$. The corresponding consumed energy vector in this situation is

$$\begin{pmatrix} 1/S_n \\ (n - 1)^2/S_{n-1} \\ 0 \\ \vdots \\ 0 \end{pmatrix}.$$

Repeating this enumerative process, we describe all possible events with their probability and the corresponding vector of energy consumed.

Formally, we denote the $U = \{U_1, U_2, \dots\}$ the set of vectors describing the relative energy consumption for handling an event, or equivalently to convey the data toward the sink. By relative energy consumption, we mean that the vectors U_i denote the energy consumption due to the transmission of the data in the different slices *divided* by the total number of sensors in the slices. Denoting by Ω the set of possible events we obtain a random variable $\Omega \rightarrow U$ which describes the energy consumed for handling an event. If we associate to each event its probability we have our probability space $(\Omega, \mathcal{P}(\Omega), P)$.

For example, if we assume that we have three slices, $n = 3$, the set of events is $\Omega = \{1, 2, 3\}$ ³. The occurrence of event i indicates that data are generated in the slice number i . The probability of such an event is $P(\omega = i) = \lambda_i$. Let us assume that a realisation of the random variable Ω is the occurrence of an event in slice number 3, this occurs with probability λ_3 . The different paths that the data are allowed to follow toward the sink are:

- The sensor in slice 3 transmits the data directly to the sink, this occurs with probability $(1 - p_3)$ and leads to a vector of energy consumption

$$\begin{pmatrix} 9 \\ 0 \\ 0 \end{pmatrix}$$

- The sensor in slice 3 transmits the data to a sensor belonging to the slice number 2 that transmits the data directly to the sink. This event occurs with probability $p_3(1 - p_2)$ and leads to a vector of energy consumption

$$\begin{pmatrix} 1 \\ 4 \\ 0 \end{pmatrix}$$

- The data are transmitted from the sensor in slice 3 to a sensor belonging to the slice number 2 and finally to a sensor belonging to the slice number 1. This event occurs with probability $p_3p_2p_1$, we remember that $p_1 = 1$ by convention. This event leads to a vector of energy consumption

$$\begin{pmatrix} 1 \\ 1 \\ 1 \end{pmatrix}$$

Since we are interested with the total energy available in the different slices, we divide the entries of the vectors of energy consumption displayed in the previous exemple with the corresponding total number of sensors belonging to

³ Formally we should say that the event is an application $\Omega \rightarrow \{1, 2, 3\}$, we simplify the exposition at this stage since no confusion is possible. We proceed accordingly with the random variables $\Omega \rightarrow U$ that we denote simply U .

the slices. The vectors describing the relative energy consumption of the different paths considered above are then

$$\begin{pmatrix} 9/S_3 \\ 0 \\ 0 \end{pmatrix}, \quad \begin{pmatrix} 1/S_3 \\ 4/S_2 \\ 0 \end{pmatrix}, \quad \begin{pmatrix} 1/S_3 \\ 1/S_2 \\ 1/S_1 \end{pmatrix},$$

and are possible realisations of the random variables U_i .

The process of energy consumption is described as a random walk in R^n with the energy consumed for handling m events in the form $X_1 + X_2 + X_3 + \dots + X_m$, where X_i are independent random realisations of the random variable U_i . The law of large numbers implies that $X_1 + X_2 + \dots + X_m \rightarrow mE(X)$ thus, to ensure energy balanced data propagation we must have

$$E(X) = \lambda \begin{pmatrix} E_n/S_n \\ E_{n-1}/S_{n-1} \\ \vdots \\ E_1/S_1 \end{pmatrix}. \quad (2)$$

Indeed, equation (4) means that the mean energy consumption of sensors are proportionnal to the available energy, i.e. $e_i = \frac{E_i}{S_i}$ is the energy available to sensors belonging to the i th slice. This condition ensures that sensors (in the mean) run out simultaneously of energy.

Intuitively, if the expected consumed energy does not satisfy (2) then there is a slice in which sensors will run out the available energy, described by (1), before the sensors belonging to others slices. The network stops working prematurely. Moreover, if (1) describes the rate of consumable energy requirement (2) amounts to preserving the ratio of consumed energy per slice. An energy assignment vector is a vector of the form (1) meaning that the ratio of energy consumed in slice i with respect to slice j should be E_i/E_j .

We later prove that that the set of admissible energy assignment vectors is $\{v \in R^n : v_i \geq 0, \|v\| = \text{constant}\}$ and to each such vector there is a unique assignment of the probabilities p_i . Besides this existential result, we propose two new protocols for calculating the optimal probabilities in an efficient manner. The first protocol assumes a certain amount of local knowledge, while the second one implicitly estimates the statistics of the events and is able to appropriately adapt to changes in the network parameters.

For the sake of clarity we complete the small case example discussed above. The number of slices $n = 3$ and the probabilities of occurrences of the events in the different slices are $\lambda_1 = 1/9$, $\lambda_2 = 1/3$, $\lambda_3 = 5/9$ with respectively $S_1 = 1$, $S_2 = 3$, $S_3 = 5$. The optimal probabilities (as calculated in [4]) are $p_2 = 0.5815$

and $p_3 = 0.5735$. With these values, the expectation is

$$\begin{aligned} & \lambda_1 \begin{pmatrix} 0 \\ 0 \\ 1 \end{pmatrix} + \lambda_2(1 - p_2) \begin{pmatrix} 0 \\ 4/3 \\ 0 \end{pmatrix} + \lambda_2 p_2 \begin{pmatrix} 0 \\ 1/3 \\ 1 \end{pmatrix} + \\ & \lambda_3(1 - p_3) \begin{pmatrix} 9/5 \\ 0 \\ 0 \end{pmatrix} + \lambda_3 p_3(1 - p_2) \begin{pmatrix} 1/5 \\ 4/3 \\ 0 \end{pmatrix} + \lambda_3 p_3 p_2 \begin{pmatrix} 1/5 \\ 1/3 \\ 1 \end{pmatrix} = \begin{pmatrix} 0.4902 \\ 0.4902 \\ 0.4902 \end{pmatrix}. \end{aligned}$$

This corresponds to our formulation of the problem with $\lambda = 0.4902$ and where all sensors consume the same amount of energy.

5 An aware strategy for balanced energy dissipation

To ensure energy balance we have to determine for each slice i the probability of transmitting a given data to the next slice p_i , the data being transmitted directly to the sink with probability $(1 - p_i)$. This section deals with this problem assuming an a-priori knowledge of the probabilities λ_i of the distribution of occurrences of the events among different slices. The first slice, located just before the sink, has only to transmit the data to the sink directly ($p_1 = 1$). Hence, if n is the total number of slices we have $n - 1$ unknown probabilities p_2, \dots, p_n . The other free parameter to be determined is the factor λ appearing in (4).

Consider a node in the i -th slice which has to transmit a data. The data has to be transmitted because of an event occurring in the i -th slice with probability λ_i . The data can also be transmitted because it was previously generated by the preceding $(i + 1)$ -th slice. This occurs with probability $\lambda_{i+1} \cdot p_{i+1}$. The event can also be transmitted due to an event generated in the $(i + 2)$ -th slice, this occurs with probability $\lambda_{i+2} \cdot p_{i+2} \cdot p_{i+1}$ and so on up to the n -th slice. Then, a data is transmitted from the i -th slice with probability

$$\lambda_i + \lambda_{i+1}p_{i+1} + \lambda_{i+2}p_{i+2}p_{i+1} + \dots + \lambda_n p_n p_{n-1} \dots p_{i+1}. \quad (3)$$

The mean dissipated energy per sensor on the i -th slice is of the form

$$p_i \frac{1}{S_i} + (1 - p_i) \frac{i^2}{S_i}. \quad (4)$$

Then the mean energy dissipated in the i -th slice is of the form

$$(\lambda_i + \lambda_{i+1}p_{i+1} + \dots + \lambda_n p_n p_{n-1} \dots p_{i+1}) \left(p_i \frac{1}{S_i} + (1 - p_i) \frac{i^2}{S_i} \right) = \lambda e_i, \quad (5)$$

where the equality is imposed to ensure energy balanced data propagation through the network. With $p_{n+1} = \lambda_{n+1} = 0$ we define the x_i value as

$$x_i = \lambda_i + \lambda_{i+1}p_{i+1} + \dots + \lambda_n p_n p_{n-1} \dots p_{i+1}, \quad (6)$$

which satisfies the recurrence relation

$$x_i = p_{i+1}x_{i+1} + \lambda_i, \quad i = n, \dots, 1, \quad (7)$$

with the convention $p_{n+1} = 0$. Solving (5) for p_i , $i = n, \dots, 2$ we get

$$p_i = \frac{i^2 x_i - S_i e_i \lambda}{(i^2 - 1)x_i} = \frac{i^2}{i^2 - 1} - \frac{S_i e_i}{(i^2 - 1)x_i} \lambda, \quad i = n, \dots, 2. \quad (8)$$

Since $p_1 = 1$ we solve (5) with $i = 1$ for λ and get

$$\lambda = \frac{x_1}{S_1 e_1}. \quad (9)$$

This last equation is actually a constraint on λ . To investigate properties of this constraint, we define a function $(\lambda, E_1, \dots, E_n) \rightarrow \lambda' = f(\lambda)$ by substituting λ by λ' in (9). A fixed point of this function, i.e. $\lambda = f(\lambda)$, determines through (6) and (8) a solution of our problem. The recursive scheme described in Figure 4 calculates the value of the fixed point of this function. This algorithm is executed by the sink based on the knowledge of the energy assignment vector, the probabilities of occurrence of the events on the different slices and the number of sensors per slices. This information may come directly from the sensors (both at set-up or during protocol evolution) which know the slice they belong to.

Actually, there is a more efficient way of solving this problem, based on the result of Proposition 1, as illustrated in Figure 5.

Proposition 1. *The function $f(\lambda)$ defined through equations (6), (8) and (9) is linear. Then, we can write*

$$f(\lambda) = a + b\lambda, \quad (10)$$

with a and b real constants defined by

$$S_1 e_1 a = \lambda_1 + \lambda_2 C_2 + \lambda_3 C_3 C_2 + \dots + \lambda_n C_n C_{n-1} \dots C_2, \quad (11)$$

$$S_1 e_1 b = -D_2 - D_3 C_2 - D_4 C_3 C_2 - \dots - D_n C_{n-1} \dots C_2, \quad (12)$$

with

$$C_i = \frac{i^2}{i^2 - 1}, \quad D_i = \frac{S_i e_i}{i^2 - 1}. \quad (13)$$

Proof. Let us fix a value of λ . Computing $f(\lambda)$ amounts to recursively computing the parameters x_i for $i = n, n-1, \dots, 1$ and then computing $f(\lambda)$ with (9). We prove by induction that the x_i values are all linear in λ . For $i = n$, we get

$$x_n = \lambda_n,$$

So, the assertion is true for $i = n$. Let us now assume it is true for $i = n, n-1, \dots, k+1$. Using (7) and (8) we get

$$x_k = p_{k+1}x_{k+1} + \lambda_k = C_{k+1}x_{k+1} - D_{k+1}\lambda + \lambda_k,$$

which is linear in λ establishing the first part of the assertion. Since the x_i are linear functions in λ we introduce the notation

$$x_i = a_i + b_i \lambda, \quad i = n, \dots, 1. \quad (14)$$

The coefficients a_i and b_i are recursively determined by

$$a_i = \lambda_i + a_{i+1} C_{i+1}, \quad (15)$$

$$b_i = b_{i+1} C_{i+1} - D_{i+1}, \quad (16)$$

with initial conditions $a_n = \lambda_n$ and $b_n = 0$ (i.e. $x_n = \lambda_n$). These equations prove (11) (12). To get (15) and (16), we write again (8) as

$$p_i = C_i - \frac{D_i}{x_i} \lambda,$$

which can be inserted into formula (7) to obtain

$$x_i = \lambda_i + x_{i+1} C_{i+1} - D_{i+1} \lambda.$$

Inserting (14) into this last equation leads to the recursive expression for a_i and b_i .

```

Initialise  $p_2, \dots, p_n$  and  $\lambda$ 
Initialise NbrLoop=1
while not convergence
   $x \leftarrow 0$ 
  for  $counter = n$  to 2
     $x \leftarrow x + \lambda_{counter}$ 
     $p_{counter} \leftarrow p_{counter}(\lambda, p_{counter+1}, \dots, p_n)$  with (8)
     $x \leftarrow x p_{counter}$ 
  end for
   $x \leftarrow x + \lambda_1$ 
  Compute  $\lambda_{inter}$  with (9)
   $\lambda \leftarrow \lambda + (\lambda_{inter} - \lambda) / nbrLoop$ 
   $nbrLoop \leftarrow nbrLoop + 1$ 
end while

```

Fig. 4. Pseudo-code for iterative solution of (2)

In the preceding computations, the dependence of the function $f(\lambda)$ on the total energy per slice (the E_i parameters) was not stated clearly, neither was the physical interpretation of this vector. The next results show that the entries of this vector are not important by themselves. What is important is the ratio E_i/E_j between the total mean energy available at the i -th slice with respect to the j -th slice.

1. The Sink compute the fixed point of $f(\lambda)$ defined in Proposition 1
2. The Sink sends to every sensor the relevant λ value
3. Each sensor computes its probability p_i

Fig. 5. High-level description of the energy balanced data propagation protocol

Corollary 1. *Consider two total energy assignment vectors which are linearly dependent,*

$$\begin{pmatrix} E_n \\ E_{n-1} \\ \vdots \\ E_1 \end{pmatrix} = \mu \begin{pmatrix} E'_n \\ E'_{n-1} \\ \vdots \\ E'_1 \end{pmatrix},$$

with μ a real non-zero constant. Then, the fixed points, λ and λ' of the functions

$$\begin{aligned} f(\lambda, E_1, \dots, E_n) &= \lambda \\ f(\lambda', E'_1, \dots, E'_n) &= \lambda' \end{aligned}$$

are related by

$$\lambda' = \mu\lambda. \quad (17)$$

Proof. This follows from the result of Proposition 1. The value of the fixed point are given respectively by

$$\lambda = \frac{a}{1-b}, \quad \text{and} \quad \lambda' = \frac{a'}{1-b'}.$$

Direct inspection of the expressions for the coefficients of both functions, using $S_i e_i = E_i$ and $S'_i e'_i = E'_i$ shows that $\mu a = a'$ and $b = b'$ which implies the result.

Proposition 2. *Consider two total energy assignment vectors which are linearly dependent,*

$$\begin{pmatrix} E_n \\ E_{n-1} \\ \vdots \\ E_1 \end{pmatrix} = \mu \begin{pmatrix} E'_n \\ E'_{n-1} \\ \vdots \\ E'_1 \end{pmatrix}.$$

Then, the corresponding probabilities p_i and p'_i of transmitting directly to the next slice are equal.

Proof. We know that the probabilities p_i of transmitting directly to the next slice depend only on the λ and λ' values which are fixed points of the functions $f(\lambda, E_1, \dots, E_n) = \lambda$ and $f(\lambda', E'_1, \dots, E'_n) = \lambda'$. By hypothesis, we know that $\mu\lambda = \lambda'$. However, in the equations determining the p'_i s values only the products λE_i and $\lambda' E'_i$ are involved. Since these products are equal the result is proved. For the sake of completeness, we mention that we can also prove by induction that the values x_i and x'_i values are the same.

The next result shows how the energy balanced data propagation problem can be well formulated.

Proposition 3. *Given an energy assignment vector belonging to the set $\{v \in R^n : v_i \geq 0, \|v\| = \text{constant}\}$ then there exist unique probabilities p_i , $i = 2, \dots, p_n$ to solve the energy balanced data propagation problem.*

Proof. Probabilities p_i are determined by the fixed point of the function defined by proposition 1. This fixed point is unique because the function is linear. Moreover, with our hypothesis the parameters a and b , see (11) and (12), satisfy $a > 0$ and $b < 0$ implying the existence of a fixed point.

This result shows formally that the problem is well formulated and possesses a unique solution if the energy assignment vector is restricted to belongs to the set $\{v \in R^n : v_i \geq 0, \|v\| = \text{constant}\}$.

The next results prove the convergence of the numerical scheme illustrated by Figure 4 and provide convergence rate.

Proposition 4. *If $b < 1$ with b defined in (10) and (11) then the recursive scheme illustrated by Figure 4 does converge to the fixed point $\lambda = f(\lambda)$.*

Proof. We are looking for a fixed point of the function $f(\lambda) = a + b\lambda$, this fixed point is unique and can be written as

$$\lambda = \frac{a}{1-b}.$$

The recursive algorithm defined in Figure 4 can be written again

$$\lambda_{l+1} = \lambda_l + \frac{f(\lambda) - \lambda_l}{l} = \lambda_l + \frac{a - \lambda_l(1-b)}{l}.$$

Using this expression, we compute the difference of the values obtained by iterating $f(\lambda)$ to the fixed point,

$$\lambda_{l+1} - \frac{a}{1-b} = \lambda_l - \frac{a}{1-b} - \frac{a - \lambda_l(1-b)}{l} \quad (18)$$

$$= \left(\lambda_l - \frac{a}{1-b}\right) \left(1 - \frac{1-b}{l}\right). \quad (19)$$

Because $b < 0$ we have that for l large enough

$$\theta_l = \frac{1-b}{l} < 1.$$

Moreover,

$$\theta_l + \theta_{l+1} + \dots + \theta_{l+k} \rightarrow \infty, \quad \text{when } k \rightarrow \infty,$$

implying that

$$(1 - \theta_l)(1 - \theta_{l+1}) \cdot \dots \cdot (1 - \theta_{l+k}) \leq e^{-\theta_l - \dots - \theta_{l+k}} \rightarrow 0,$$

and this implies the convergence of the algorithm.

Proposition 5. *Given an initial value λ_0 , the number of steps the recursive scheme should be iterated to ensure $|\lambda_n - \frac{a}{1-b}| < \epsilon$ is bounded by an expression which is $\mathcal{O}(\frac{1}{\epsilon})$. More precisely, we have*

$$\left| \lambda_l - \frac{a}{1-b} \right| < \left| \lambda_0 - \frac{a}{1-b} \right| \frac{(b-1)^l}{l!}. \quad (20)$$

Proof. Using repeatedly (19) and the inequality $(b < 0)$

$$\left| 1 - \frac{1-b}{l} \right| < \left| \frac{b-1}{l} \right|,$$

we get (20). Next, we use the bound for the factorial $n! > \sqrt{2\pi}n^n e^{-n}$ to get

$$\left| \lambda_l - \frac{a}{1-b} \right| < \left| \lambda_0 - \frac{a}{1-b} \right| \frac{1}{\sqrt{2\pi}^l} \left(\frac{(1-b)e}{l} \right)^l.$$

So, with $\mu = |\lambda_0 - \frac{a}{1-b}| \frac{1}{\sqrt{2\pi}}$ the condition $|\lambda_l - \frac{a}{1-b}| < \epsilon$ is implied by

$$\left(\frac{(1-b)e}{l} \right)^l < \frac{\epsilon}{\mu},$$

or

$$\frac{(1-b)e}{l} < \left(\frac{\epsilon}{\mu} \right)^{1/l}.$$

From this last inequality and because $\epsilon/\mu < (\epsilon/\mu)^{(1/l)}$ for ϵ small enough, we deduce that

$$\frac{(1-b)e}{l} < \frac{\epsilon}{\mu},$$

is a sufficient condition. So we get,

$$l > \frac{(1-b)e\mu}{\epsilon},$$

proving the result.

The convergence result shows that the important parameter is the slope b . Next result gives us a bound on this parameter.

Proposition 6. *The parameter b defined by (12) satisfies*

$$-b < 2 \max_i \frac{S_i e_i}{S_1 e_1}.$$

Proof. We first notice that the inequalities $C_i < 1$, inserting this into the definition of the b parameter (12) leads to

$$-b < \max_i \frac{S_i e_i}{S_1 e_1} \left(\frac{1}{2^2-1} + \frac{1}{3^2-1} + \frac{1}{4^2-1} + \dots \right).$$

But since $\frac{1}{i^2-1} < \frac{1}{(i-1)^2}$ we get that the term contained in the parenthesis on the left side of the preceding inequality is bounded by 2, leading to the result.

6 A blind strategy for balanced energy dissipation

In this section, we deal with the problem of the estimation of the probabilities p_i of transmitting a data directly to a sensor which belongs to the next slice being blind to the probabilities λ_i of occurrence of events in a given slice. The blindness assumption is more general and realistic and allows the design of adaptive algorithms that appropriately adjust to the network parameters. However, we do not estimate directly the λ_i probability but directly the values of x_i (6). One reason for this is that the x_i values have probabilistic interpretation in terms of the path of the data through the different slices of the networks.

Proposition 7. *Consider an event occurring in slice $i = 1, \dots, n$ with probability λ_i . The event is handled by the network which conveys it to the sink. Define A_i the event : "The data passes through slice number i ", and $\mathbf{1}_i$ the indicator function of event A_i . Then*

$$\text{Prob}(\mathbf{1}_i = 1) = x_i. \quad (21)$$

Proof. To compute the probability that the data passes through slice i we can pass in review the different scenarios leading to the realisation of the event A_i . A necessary condition is that the event is generated in slice $i, i+1, \dots, n$. If we denote G_i the event : " The event is generated in slice i ", we have

$$\text{Prob}(\mathbf{1}_i = 1) = \sum_{j=i}^n \text{Prob}(\mathbf{1}_i = 1 | G_j).$$

Because $\text{Prob}(\mathbf{1}_i = 1 | G_j) = \lambda_j p_j p_{j-1} \dots p_{i+1}$ if $j > i$ and $\text{Prob}(\mathbf{1}_i = 1 | G_i) = \lambda_i$ the last equation leads to (21).

This result is useful for devising a blind strategy for balanced energy. Indeed, from the sink point of view the realisation of the events A_i can be observed if we assume that each sensor handling an event appends to the data associated to it the slice number the stations belongs to.

We describe the blind algorithm for energy data propagation. The algorithm does not know about the probability λ_i of occurrences of the events in the slices and indirectly estimates them. The algorithm is illustrated in Figure 6 in pseudo-code like form. The sink starts to assign values \tilde{x}_i for the estimation of the x_i values and λ . For convenience, and since there are not intrinsic differences between λ and x_i we introduce the notation $x_0 = \lambda$. Each sensor is assigned a \tilde{x}_i value depending on the slice number it belongs to and then computes the probability p_i of transmitting directly to the next slice using formula (8). As already mentioned, sensors add information to the propagated data to make possible for the sink to determine the slices a given data passed through. Based on these observations the sink recursively estimates the probability that the data passes through a given slice i . This probability is given by (see equation (6))

$$x_i = \lambda_i + \lambda_{i+1} p_{i+1} + \dots + \lambda_n p_n p_{n-1} \dots p_{i+1}.$$

```

Initialise  $\tilde{x}_0 = \lambda, \dots, \tilde{x}_n$ 
Initialise NbrLoop=1
repeat forever
  Send  $\tilde{x}_i$  values to the stations which compute their  $p_i$  probability
  wait for a data
  process the data
  for  $i=0$  to  $n$ 
    if the data passed through slice  $i$  then
       $X \leftarrow 1$ 
    else
       $X \leftarrow 0$ 
    end if
    Generate  $R$  a  $\tilde{x}_i$ -bernoulli random variable
     $\tilde{x}_i \leftarrow \tilde{x}_i + \frac{1}{NbrLoop}(X - R)$ 
    Increment  $NbrLoop$  by one.
  end for
end repeat

```

Fig. 6. Pseudo-code for estimation of the x_i value by the sink

Here, we used x_i without tilde to refer to the real probability of the event A_i which is the observable event. Moreover, we have seen that they can be written as (see equations (10)(14))

$$x_i = a_i + b_i \lambda, \quad i = 1, \dots, n,$$

and

$$\lambda = x_0 = a + b \lambda.$$

This means that from the point of view of the sink an event A_i occurs with probability x_i given above.

Proposition 8. *The algorithm illustrated in Figure 6 converges in probability to the solution of the energy balanced data propagation. Precisely this means that*

$$\text{Prob}\left(\left(\lambda_n - \frac{a}{1-b}\right)^2 > \epsilon\right) \rightarrow 0, \quad \text{when } n \rightarrow \infty,$$

with a and b defined in Proposition 1 and λ_n defined recursively by

$$\lambda_{n+1} = \lambda_n + \frac{1}{n}(X_n - R_n),$$

with X_n a Bernoulli random variable with parameter $a + b\lambda_n$ (the observable event A_1) and R_n a Bernoulli random variable with parameter λ_n (generated internally by the sink).

Proof. Since the values \tilde{x}_i for $i = 1, \dots, n$ depend on the $\tilde{x}_0 = \lambda$ value it is enough that the algorithm converges for λ_n . First notice that

$$E(X_n - R_n | \lambda_n) = a + (b - 1)\lambda_n.$$

So, we get

$$E((\lambda_{n+1} - \frac{a}{1-b})^2 | \lambda_n) = (\lambda_n - \frac{a}{1-b})^2 + 2\frac{b-1}{n}(\lambda_n - \frac{a}{1-b})^2 + \frac{1}{n^2}E(X_n - R_n | \lambda_n).$$

Taking expectation in both sides of this equality we get

$$\begin{aligned} E((\lambda_{n+1} - \frac{a}{1-b})^2) &= E((\lambda_n - \frac{a}{1-b})^2) + 2\frac{b-1}{n}E((\lambda_n - \frac{a}{1-b})^2) \\ &\quad + \frac{1}{n^2}E(X_n - R_n | \lambda_n) \\ &= \dots \\ &= E((\lambda_1 - \frac{a}{1-b})^2) + 2(b-1) \sum_{j=1}^n \frac{1}{j} E((\lambda_j - \frac{a}{1-b})^2) \\ &\quad + \underbrace{\sum_{j=1}^n \frac{1}{j^2} \underbrace{E(X_n - R_n | \lambda_j)}_{\text{bounded}}}_{\text{convergent}}. \end{aligned}$$

Since $b < 0$ and $E((\lambda_{n+1} - \frac{a}{1-b})^2) > 0$ the first sum on the right side of this equation converges. Hence,

$$E((\lambda_j - \frac{a}{1-b})^2) \rightarrow 0 \quad \text{when } j \rightarrow \infty,$$

which implies the convergence in probability.

7 Numerical experiments and conclusion

Recursive stochastic estimation procedures are very useful for solving practical problems and leads to adaptive protocols such that the one presented in Figure 6. The main drawback of these methods is the slow rate of convergence, typically of order $\mathcal{O}(1/\sqrt{n})$ and the lack of a robust stopping criterion. Intuitively, this is due to the fact that the procedure tracks the true value of the parameter to be estimated with correction of order $\mathcal{O}(\frac{1}{n})$. This implies that the procedure is robust in the sense that every possible value of the parameter is reached, but makes the estimate of the number of steps necessary very difficult.

Numerical experiments are then presented in order to validate the efficiency of the blind protocol introduced in this section. The framework we choose for our experiment is the same as the particular one described in [4]. This framework is realistic and allows us to compare our numerical results. The probability that an event occurs in slice number $i = 1, \dots, n$ is proportional to the area of this slice and is given by

$$\lambda_i = \frac{2i-1}{n^2}.$$

We choose to deal with energy balanced data propagation and we have for the energy assignment vector

$$E(X) = \lambda \begin{pmatrix} E_n/S_n \\ E_{n-1}/S_{n-1} \\ \vdots \\ E_1/S_1 \end{pmatrix} = \lambda \begin{pmatrix} 1 \\ 1 \\ \vdots \\ 1 \end{pmatrix}.$$

We simulate the algorithm executed by the sink and illustrated in Figure 6. We start by arbitrarily fixing $\tilde{x}_1 = 0.5$ for $i = 2, \dots, n$ and $\lambda = 1$. This last choice corresponding to the worst a priori estimation possible. We simulate the occurrence of the events with respect to the known probability λ_i . Notice that these probabilities are known from the simulation but are undirectly estimated by the algorithm (the sink). The path of the data generated by the event are simulated using the successive values of the probabilities p_i for $i = 2, \dots, n$ which are computed on the basis of the \tilde{x}_i values using formula (8). Once the path is simulated the sink updates the values of \tilde{x}_i and a new event is generated. We proceed the simulations for 3, 10, 20 and 30 slices. These experiments are reported in figure 7. We observe from the experiments that, as expected, we quickly get a good estimation of the value of λ but need many more iterations to get high precision estimate due to the convergence of order $\mathcal{O}(1/\sqrt{n})$.

We discussed in this section the problem of balancing the consumed energy per sensors for the process of data propagation through wireless sensor networks. The main novelty contained in this section is related to the very realistic hypothesis that no a priori knowledge on the probability of the region in which the events occur is known. We show that stochastic approximation methods can be applied and lead to protocols able to estimate these probabilities. Although high precision estimate needs many iterations of the estimation process, good estimations are provided by the algorithm prior to convergence.

An other important point to develop is to estimate the energy consumed before convergence of the algorithm and whether energy are wasted during this period of time or not.

A possible extension of this problem is not to consider slices of sensors but to consider all the sensors individually. In this situation, all the sensors have their own energy restriction and their own probability of observing an event. In this situation, it seems important that the algorithm can be devised in a distributed way. Indeed, if sensors are considered individually the process of broadcasting the x_i values from the sink to the sensors leads to an important traffic of data and it is likely that in this situation the impact of collisions cannot be longer ignored. Moreover, in the situation described in this section we ignore problems related to the size of the data sent to the sink. Indeed, when sensors add some information to the propagated data, such as the slice number, the size of the data can become prohibitive with respect to small memory capacity of smart sensors. In our situation it seems likely that the number of slice is of reasonable order, but if the sensors are individualised, the situation can prove to be very different.

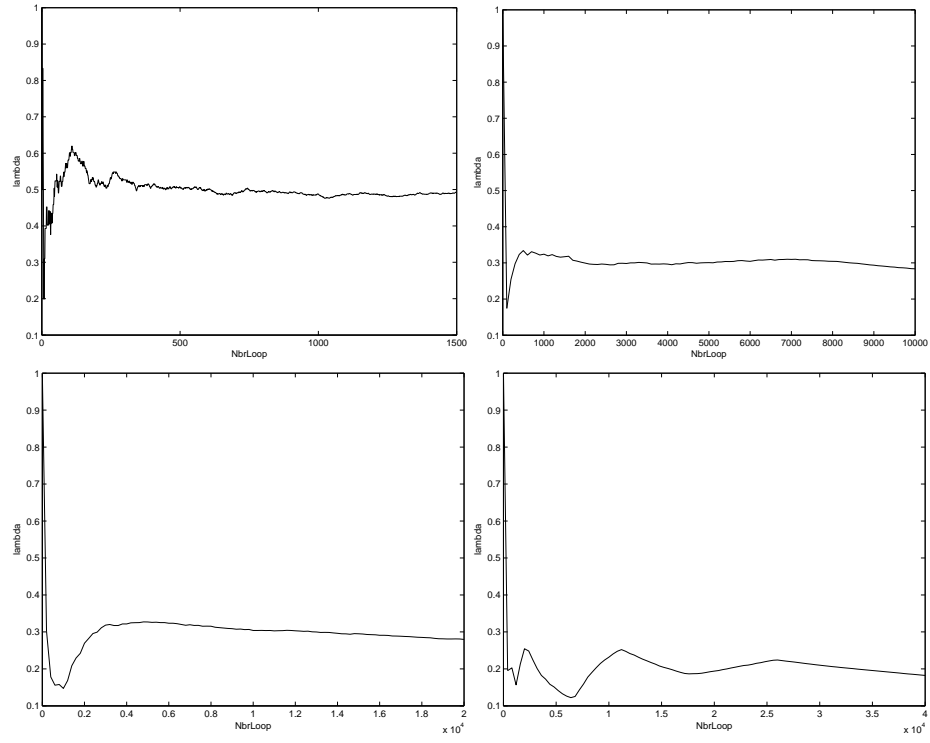


Fig. 7. Numerical experiment of algorithms (λ in terms of number of loops) illustrated in Figure 6 with 3, 10, 20, 30 slices from left to right and top to bottom

References

1. T. Antoniou, A. Boukerche, I. Chatzigiannakis, S. Nikolettseas, G. Mylonas, *A New Energy Efficient and Fault-tolerant Protocol for Data Propagation in Smart Dust Networks*, in Proc. 37th Annual ACM/IEEE Simulation Symposium (ANSS'04), IEEE Computer Society Press, pp. 43-52, 2004.
2. I. Chatzigiannakis, T. Dimitriou, S. Nikolettseas, and P. Spirakis, *A Probabilistic Algorithm for Efficient and Robust Data Propagation in Smart Dust Networks*, in the Proceedings of the 5th European Wireless Conference on Mobile and Wireless Systems beyond 3G (EW 2004), pp. 344-350, 2004. Also, in the Ad-Hoc Networks Journal, Elsevier, 4 (5): 621-635 (2006).
3. I. Chatzigiannakis, S. Nikolettseas and P. Spirakis, *Smart Dust Protocols for Local Detection and Propagation*, in the Proceedings of the 2nd ACM Workshop on Principles of Mobile Computing (POMC), ACM Press, pp. 9-16, 2002. Also, in the Mobile Networks and Applications (MONET) Journal, 10 (1), pp. 133-149, 2005.
4. C. Efthymiou, S. Nikolettseas and J. Rolim, *Energy Balanced Data Propagation in Wireless Sensor Networks*, in Proc. 4th International Workshop on Algorithms for Wireless, Mobile, Ad-Hoc and Sensor Networks (WMAN '04), IPDPS 2004, IEEE Computer Society Press, 2004. Also, in the Wireless Networks (WINET) Journal, 12(6): 691-707 (2006).
5. A. Giridar, P.R. Kumar, *Maximizing the functional lifetime of sensor networks*, Proceedings of the fourth International Conference on Information Processing in Sensor Networks, IPSN05, UCLA Los-Angeles, USA, 2005
6. W. Guo, Z. Liu, and G. Wu, *An Energy-Balanced Transmission Scheme for Sensor Networks*, In the First ACM International Conference on Embedded Networked Sensor Systems (ACM SenSys 2003), Poster Session, Los Angeles, CA, November 2003.
7. W.B. Heinzelman, A.P. Chandrakasan, H. Balakrishnan, *An Application-Specific Protocol Architecture for Wireless Microsensor Networks*, IEEE transactions on Wireless Communications, Vol. 1, No. 4, October 2002.
8. Jarry A., Leone P., Powell O., Rolim J., *An Optimal Data Propagation Algorithm for Maximizing the Lifespan of Sensor Networks*, IEEE International Conference on Distributed Computing in Sensor Systems, San Francisco, CA, USA, June 18-20, (2006), Lecture Notes in Computer Science, 2006.
9. P. Leone, J. Rolim, *Towards a Dynamical Model for Wireless sensor Network*, First International Workshop on Algorithmic Aspects of Wireless Sensor Networks (ALGOSENSORS), Turku, Finland, Lecture Notes in Computer Sciences 3121, Springer-Verlag, July (2004).
10. Z. Liu, D. Xiu, and Weihua Guo, *An Energy-Balanced Model for Data Transmission in Sensor Networks*, the IEEE 62nd Semiannual Vehicular Technology Conference, Dallas, Texas, September 25-28, 2005.
11. J. Luo, J.-P. Hubaux, *Joint Mobility and Routing for Lifetime Elongation in Wireless Sensor Networks*, In Proc. of the 24th IEEE INFOCOM, 2005.
12. J. Luo, *Mobility in Wireless networks: friend or foe - network design and Control in the Age of Mobile Computing*, PhD thesis, School of Computer and Communications Science, EPFL, Switzerland, 2006.
13. J. Luo, J.-P. Hubaux, *Mobility to Improve the Lifetime of Wireless Sensor Networks: A Theoretical Framework*, In Proc. of the Workshops of the Second International Conference on Distributed Computing in Sensor Systems (DCOSS), 2006.

14. S.K. Muheymin, Z. Tari, I. Khalil, *Energy Balanced Topology for the Sensor Networks*, In proceedings of the Post Graduate Research Students Conference - 2005 (PRSC 2005). RMIT University, 25 November 2005.
15. S. Olariu, I. Stojmenovic, *Design guidelines for maximizing lifetime and avoiding energy holes in sensor networks with uniform distribution and uniform reporting*, IEEE INFOCOM, Barcelona, Spain, April 24-25, 2006.
16. O. Powell, P. Leone, J. Rolim, *Energy Optimal Data Propagation in Sensor Networks*, Journal on Parallel and Distributed Computing, vol. 67, no. 3, pp. 302-317, 2007.
17. H. Robbins, Monro S., *A Stochastic Approximation Method*, Ann. Math. Stat. 22, 400-407, 1951.
18. M. Singh, V. Prasanna, *Energy-Optimal and Energy-Balanced Sorting in a Single-Hop Wireless Sensor Network*, In Proc. First IEEE International Conference on Pervasive Computing and Communications - PERCOM, 2003.
19. D.Vass, Z.Vincze, R.Vida, A.Vidcs, *Energy Efficiency in Wireless Sensor Networks Using Mobile Base Station*, EUNICE 2005: Networks and Applications Towards a Ubiquitously Connected World
20. H. Zhang, H. Shen, and Y. Tan, *Optimal energy balanced data gathering in wireless sensor networks*, Proc. IEEE IPDPS, pp.1-10, 2007.