



LUND UNIVERSITY

Closed-form H-infinity optimal control for a class of infinite-dimensional systems

Bergeling, Carolina; Morris, Kirsten A.; Rantzer, Anders

Published in:
Automatica

DOI:
[10.1016/j.automatica.2020.108916](https://doi.org/10.1016/j.automatica.2020.108916)

2020

Document Version:
Peer reviewed version (aka post-print)

[Link to publication](#)

Citation for published version (APA):

Bergeling, C., Morris, K. A., & Rantzer, A. (2020). Closed-form H-infinity optimal control for a class of infinite-dimensional systems. *Automatica*, 117, Article 108916. <https://doi.org/10.1016/j.automatica.2020.108916>

Total number of authors:
3

Creative Commons License:
CC BY-NC-ND

General rights

Unless other specific re-use rights are stated the following general rights apply:
Copyright and moral rights for the publications made accessible in the public portal are retained by the authors and/or other copyright owners and it is a condition of accessing publications that users recognise and abide by the legal requirements associated with these rights.

- Users may download and print one copy of any publication from the public portal for the purpose of private study or research.
- You may not further distribute the material or use it for any profit-making activity or commercial gain
- You may freely distribute the URL identifying the publication in the public portal

Read more about Creative commons licenses: <https://creativecommons.org/licenses/>

Take down policy

If you believe that this document breaches copyright please contact us providing details, and we will remove access to the work immediately and investigate your claim.

LUND UNIVERSITY

PO Box 117
221 00 Lund
+46 46-222 00 00

Closed-form H-infinity Optimal Control for a Class of Infinite-Dimensional Systems

Carolina Bergeling, Kirsten A. Morris* and Anders Rantzer

Department of Automatic Control, Lund University, Box 118, SE-221 00 Lund, Sweden.

*Department of Applied Mathematics, University of Waterloo, Ontario, Canada N2L 3G1.

Corresponding author C. Bergeling: carolina.bergeling@control.lth.se, +46 46 222 87 87.

Abstract

H-infinity optimal control and estimation are addressed for a class of systems governed by partial differential equations with bounded input and output operators. Diffusion equations are an important example in this class. Explicit formulas for the optimal state feedback controller as well as the optimal state estimator are given. Unlike traditional methods for H-infinity synthesis, no iteration is needed to obtain the optimal solution. Moreover, the optimal performance for both the state feedback and state estimation problems are explicitly calculated. This is shown to be useful for problems of H-infinity optimal actuator and sensor location. Furthermore, the results can be used in testing and bench-marking of general purpose algorithms for H-infinity synthesis. The results also apply to finite-dimensional systems.

1 Introduction

There are systems for which the variable of interest varies in both time and space. These systems are modelled by partial differential equations. Since the state evolves on an infinite-dimensional space, they are often referred to as infinite-dimensional systems. In controller design for infinite-dimensional systems, the synthesis problem is often approached

by first approximating the partial differential equations by a system of ordinary differential equations. Then, the synthesis is performed based on this finite-dimensional approximation of the original system. Methods with this approach are called indirect, see for example [16] for a review of indirect approaches to LQ and H_∞ control. On the contrary, direct methods perform synthesis directly on the infinite-dimensional system. Such methods are treated in [4],[19],[22].

The difficulty with indirect methods lies in ensuring that the designed controller works as predicted on the original infinite-dimensional system. The advantage of a direct approach is that since the controller is designed for the original model, actual performance is easier to determine. However, the direct approach is in general difficult or impossible to use as it usually requires a closed-form description of the system, which is generally not available.

In this work, H_∞ optimal control of infinite-dimensional systems is addressed. The aim of H_∞ control is to stabilize a system as well as attenuate its response to worst-case disturbances. This is an alternative to for instance LQG, where the disturbances are assumed to be Gaussian white noise. For finite-dimensional systems, the H_∞ optimal synthesis problem is generally treated by iteratively solving a series of algebraic Riccati equations (AREs), see e.g. [20] and [6]. This approach can be computationally intensive and it is not uncommon for numerical is-

sues to arise, especially when attempting to compute a controller near optimal attenuation [11]. This is particularly true for large-scale systems such as high order approximations of infinite-dimensional systems [10]. Furthermore, for infinite-dimensional systems, it needs to be verified that the controller synthesized for the finite-dimensional approximation is admissible for the original infinite-dimensional system, as previously explained. Sufficient conditions for this to be the case are described in [8, 17].

This work presents a method for direct calculation of the optimal H_∞ attenuation and the optimal control law for a class of infinite-dimensional systems. In fact, both the optimal attenuation and the optimal control law are stated explicitly on closed form. Approximation, if needed, is done on the explicitly stated control law. The method presented is applicable to a class of systems in which diffusion equations are an important example. The synthesis problems treated are state feedback and its dual, filtering. Moreover, the results are illustrated with several examples. Explicit expressions for the optimal state feedback and estimations laws are given for diffusion problems with constant as well as variable conductivity, in both one and two spatial dimensions. Similar results for a class of finite-dimensional systems were obtained in [13].

It is rare to obtain the solution of an H_∞ optimal control problem on closed form. This is true for both finite and infinite dimensional systems. In general, gamma-iteration, i.e. a bisection algorithm, is needed to find the optimal controller. The one-block problem, or one-block Nehari problem, is one exception where the optimal controller can be given in one shot, only dependent on the solutions of two Lyapunov equations [7, Ch. 4]. The closed-form solution presented in this work is another example. However, the controller is given directly as well as is in no need of iteration to guarantee optimal performance. To the authors's knowledge, there are no existing results of this form besides that previously presented by the authors in [13] for finite-dimensional systems. Moreover, the explicitly stated controller and estimator are shown to be very powerful tools. Both for their primary purpose of control and estimation, respectively, and as a means for benchmarking of general purpose

algorithms for H_∞ control, especially for systems of large order. Moreover, the results are suggested as tools for the problems of optimal actuator and sensor placement.

The outline is as follows. Section 2 provides the mathematical framework. In Section 3 and 4, the closed-form H_∞ optimal state feedback and estimation laws are stated. A preliminary version of the state feedback result was given in [14]. However, this work provides a completely new proof which illustrates the underlying properties of the class of systems that can be treated, namely that they are most vulnerable to constant disturbances. The state feedback and estimation results are illustrated with analytic examples in the sections thereafter. Finally, Section 7 discusses how the results can be used for general purpose algorithms for H_∞ control.

2 Notation and Definitions

The set of real and complex numbers are denoted \mathbb{R} and \mathbb{C} , respectively. Furthermore, \mathbb{R}_+ is the set of nonnegative real numbers. The notation $\text{Re}(x)$, where $x \in \mathbb{C}$, denotes the real part of x . The scalar product is denoted $\langle \cdot, \cdot \rangle$ and a norm is denoted by $\|\cdot\|$, where a subscript is used when in need of clarification. For instance, $\|\cdot\|_2$ denotes the norm on $L_2[0, \infty)$. The Laplace transform of a function y is denoted \hat{y} .

Only linear operators on separable Hilbert spaces will be considered. Given a linear operator

$$T : D(T) \subset \mathcal{X} \rightarrow \mathcal{Y},$$

where $D(T)$ is the domain of T , its adjoint is denoted T^* and its inverse, if it exists, is denoted T^{-1} . The set of bounded linear operators T from \mathcal{X} to \mathcal{Y} is denoted $\mathcal{L}(\mathcal{X}, \mathcal{Y})$, and $\mathcal{L}(\mathcal{X}) := \mathcal{L}(\mathcal{X}, \mathcal{X})$. The following definitions and results are helpful in the proceeding sections. For more details consider [12], [15] and [4].

Definition 1 ([4]). *A self-adjoint operator A on the Hilbert space \mathcal{Z} is nonnegative if $\langle Az, z \rangle \geq 0$ for all $z \in D(A)$. The operator A is positive if $\langle Az, z \rangle > 0$ for all nonzero $z \in D(A)$. Furthermore, A is strictly positive (or coercive) if there exists an $m > 0$ such*

that

$$\langle Az, z \rangle \geq m\|z\|^2 \text{ for all } z \in D(A).$$

The operator A is (strictly) negative if $-A$ is (strictly) positive.

If $A : D(A) \subset \mathcal{Z} \rightarrow \mathcal{Z}$ is the infinitesimal generator of a strongly continuous semigroup $T(t)$ on \mathcal{Z} , then for all $z_0 \in D(A)$, the following differential equation on \mathcal{Z}

$$\frac{dz(t)}{dt} = Az(t), t \geq 0 \quad z(0) = z_0, \quad (1)$$

has the unique solution $z(t) = T(t)z_0$, and this solution depends continuously on the initial condition. See [4, p. 21, Th. 2.1.10]. Thus, the differential equation is well-posed.

The following theorem is useful for determining well-posedness.

Lemma 1 ([4, p. 33, Cor. 2.2.3]). *Sufficient conditions for a closed, densely defined operator A on a Hilbert space to be the infinitesimal generator of a strongly continuous semigroup satisfying $\|T(t)\| \leq e^{\omega t}$ are*

$$\begin{aligned} \operatorname{Re}(\langle Az, z \rangle) &\leq \omega\|z\|^2 & \text{for } z \in D(A), \\ \operatorname{Re}(\langle A^*z, z \rangle) &\leq \omega\|z\|^2 & \text{for } z \in D(A^*). \end{aligned}$$

Definition 2 ([4, p. 215, Def. 5.1.1]). *A strongly continuous semigroup $T(t)$ on a Hilbert space \mathcal{Z} is exponentially stable if there exist positive constants M, α such that $\|T(t)\| \leq Me^{-\alpha t}$ for $t \geq 0$.*

The following theorem will be useful for proving exponential stability.

Theorem 1 ([4, p. 217, Th. 5.1.3]). *Suppose that $A : D(A) \subset \mathcal{Z} \rightarrow \mathcal{Z}$ is the infinitesimal generator of a strongly continuous semigroup $T(t)$ on the Hilbert space \mathcal{Z} . Then $T(t)$ is exponentially stable if and only if there exists a positive operator $P \in \mathcal{L}(\mathcal{Z})$ such that*

$$\langle Az, Pz \rangle + \langle Pz, Az \rangle \leq -\langle z, z \rangle$$

for all $z \in D(A)$.

Consider the causal control system

$$\frac{dz(t)}{dt} = Az(t) + Bu(t), \quad z(0) = z_0, \quad t \geq 0, \quad (2)$$

where A is the infinitesimal generator of a strongly continuous semigroup $T(t)$ on \mathcal{Z} while B is a bounded operator from the input space \mathcal{U} to \mathcal{Z} , i.e., $B \in \mathcal{L}(\mathcal{U}, \mathcal{Z})$. The function z is called the state of the system, with initial condition $z(0) = z_0$, while u is the control input.

Let $G(s)$ be the transfer function of a linear and time-invariant infinite-dimensional system with input $u \in \mathcal{U}$ and output $y \in \mathcal{Y}$, where \mathcal{U} and \mathcal{Y} are Hilbert spaces and

$$y(t) = Cz(t) + Du(t)$$

where $C \in \mathcal{L}(\mathcal{Z}, \mathcal{Y})$, $D \in \mathcal{L}(\mathcal{U}, \mathcal{Y})$. Defining

$$\begin{aligned} G(s) &= C(sI - A)^{-1}B + D, \\ \hat{y}(s) &= G(s)\hat{u}(s). \end{aligned}$$

The space H_∞ is defined as follows:

$$H_\infty = \left\{ G : \mathbb{C}_0^+ \rightarrow \mathcal{L}(\mathcal{U}, \mathcal{Y}) \mid G \text{ is holomorphic and } \sup_{\operatorname{Re} s > 0} \|G(s)\| < \infty \right\},$$

where \mathbb{C}_0^+ are all complex numbers with real part larger than zero. The norm on H_∞ , for $G \in H_\infty$, is

$$\|G\|_\infty = \sup_{\operatorname{Re} s > 0} \|G(s)\|,$$

and further it can be given by

$$\|G\|_\infty = \sup_{\omega \in \mathbb{R}} \|G(j\omega)\|$$

Definition 3. *A system is externally stable or L_2 -stable if for every input $u \in L_2(0, \infty; \mathcal{U})$, and zero initial condition, the output $y \in L_2(0, \infty; \mathcal{Y})$. If a system is externally stable, the maximum ratio between the norm of the input and the norm of the output is called the L_2 -gain.*

The following results are well-known; see for instance [4].

Theorem 2. *A system is externally stable if and only if its transfer function is in H_∞ .*

Definition 4. *The system (2) is stabilizable if there exists $K \in \mathcal{L}(\mathcal{Z}, \mathcal{U})$ such that $A + BK$ generates an exponentially stable semigroup.*

Theorem 3. *The system (2) with $y = z$ is externally stable if A generates an exponentially stable semigroup. If the system is stabilizable, then external stability implies exponential stability of the semigroup generated by A .*

Finally, the following result on optimization in Hilbert space is included.

Theorem 4 ([15, p.161, Th. 1]). *Let \mathcal{X} and \mathcal{Y} be Hilbert spaces and let $A \in \mathcal{L}(\mathcal{X}, \mathcal{Y})$ with range closed in \mathcal{Y} . Then a vector $x \in \mathcal{X}$ of minimum norm satisfying $Ax = y$ for $y \in \mathcal{Y}$, if any exists, is given by $x = A^*z$ where z is any solution of $AA^*z = y$.*

The minimum norm solution to $Ax = y$ includes an operator A^\dagger as defined in the following.

Definition 5 ([15, p.163]). *Among all vectors $x_1 \in \mathcal{X}$ satisfying*

$$\|Ax_1 - y\| = \min_x \|Ax - y\|,$$

let x_0 be the unique vector of minimum norm. The pseudoinverse A^\dagger of A is the operator mapping y into its corresponding x_0 as y varies over \mathcal{Y} .

Remark 1. *Notice that $\tilde{y} = Ax_1$ is unique. The set of vectors x_1 that satisfy $\tilde{y} = Ax_1$ is a closed linear variety. Thus, it contains a unique x_0 of minimum norm. This makes A^\dagger well defined. Furthermore, A^\dagger is linear and bounded. If A^*A is invertible, then a simple explicit formula can be given for A^\dagger namely $A^\dagger = (A^*A)^{-1}A^*$. Similarly, if AA^* is invertible, then $A^\dagger = A^*(AA^*)^{-1}$.*

3 Closed-Form H_∞ Optimal State Feedback

Consider the linear time-invariant system on the Hilbert space \mathcal{Z} for $t \geq 0$,

$$\frac{dz(t)}{dt} = Az(t) + Bu(t) + Hd(t), \quad z(0) = 0, \quad (3)$$

where $A : D(A) \subset \mathcal{Z} \rightarrow \mathcal{Z}$ is the generator of an infinitesimal semigroup on \mathcal{Z} and $B \in \mathcal{L}(\mathcal{U}, \mathcal{Z})$ and $H \in \mathcal{L}(\mathcal{D}, \mathcal{Z})$ where \mathcal{U} and \mathcal{D} are Hilbert spaces. The system is affected by two exogenous signals, the control input $u(t) \in L_2(0, \infty; \mathcal{U})$ and the disturbance $d(t) \in L_2([0, \infty); \mathcal{D})$. The control signal is to be designed while the disturbance is unknown.

Consider, for a controller with transfer function $K(s)$, the state feedback $\hat{u}(s) = K(s)\hat{z}(s)$. Furthermore, define the regulated output

$$\hat{\zeta} = \begin{bmatrix} \hat{z} \\ R\hat{u} \end{bmatrix},$$

with $R \in \mathcal{L}(\mathcal{U}, \mathcal{R})$, where \mathcal{R} is a Hilbert space, and such that R^*R is coercive. The closed-loop transfer function from the disturbance \hat{d} to \hat{z} , with the state feedback $\hat{u}(s) = K(s)\hat{z}(s)$, is denoted G_K . That is, $\hat{\zeta}(s) = G_K(s)\hat{d}(s)$.

Definition 6. *The fixed attenuation H_∞ control problem with attenuation γ is to construct a stabilizing controller with transfer function K so that the closed loop system G_K is externally stable and satisfies the bound*

$$\|G_K\|_\infty < \gamma. \quad (4)$$

If such a stabilizing controller exists, the system is stabilizable with attenuation γ . If $\gamma_{opt} = \inf \gamma$ over all γ where the system is stabilizable with attenuation γ , then γ_{opt} is the optimal attenuation. Moreover,

$$\gamma_{opt} = \inf_K \|G_K\|_\infty$$

where the infimum is taken over the set of controllers K for which the closed-loop system G_K is stable. Finally, an optimal controller K , denoted K_{opt} , is one that fulfils $\|G_{K_{opt}}\|_\infty = \gamma_{opt}$ and for which $G_{K_{opt}}$ is stable.

The following H_∞ optimal problem is addressed; find a stabilizing controller K , if one exists, achieving optimal attenuation. The following theorem states a closed-form solution to this problem for a certain class of systems.

Theorem 5. *Consider (3) and the definition of G_K in the text after (3). If A is self-adjoint and strictly*

negative, then

$$\inf_K \|G_K\|_\infty$$

is solved by the state feedback controller

$$K_{opt} = (R^*R)^{-1}B^*A^{-1} \quad (5)$$

and the minimum norm, or optimal attenuation, is

$$\gamma_{opt} = \|H^*(A^2 + B(R^*R)^{-1}B^*)^{-1}H\|^{\frac{1}{2}}. \quad (6)$$

Proof. The proof is divided into two parts. In the first part, it is shown that no controller can achieve a lower closed loop L^2 -gain than (6). In the second part of the proof, it is shown that G_K with $K = K_{opt}$ is stable and that $\|G_{K_{opt}}\|_\infty$ is equal to (6).

(1) By the definition of the H_∞ norm

$$\|G_K\|_\infty = \sup_{\omega \in \mathbb{R}} \|G_K(j\omega)\|.$$

It follows that

$$\|G_K\|_\infty \geq \|G_K(0)\|,$$

A $K \in \mathcal{L}(\mathcal{Z}, \mathcal{U})$ that minimizes $\|G_K(0)\|$ will now be calculated. Note that

$$\|G_K(0)\| = \sup_{d \in \mathcal{D}, \|d\|=1} \|G_K(0)d\|.$$

This can be written equivalently as

$$\sup_{d \in \mathcal{D}, \|d\|=1} \|\zeta\| \quad (7)$$

$$\text{subject to } 0 = Az + Bu + Hd, \quad (8)$$

$$\zeta = \begin{bmatrix} z \\ Ru \end{bmatrix}, \quad (9)$$

$$u = Kz. \quad (10)$$

Now, without the constraint (10) the problem becomes

$$\begin{aligned} & \sup_{d \in \mathcal{D}, \|d\|=1} \|\zeta\| \\ & \text{subject to } 0 = \begin{bmatrix} A & B(R^*R)^{-1}R^* \end{bmatrix} \zeta + Hd. \end{aligned} \quad (11)$$

Further, the property of strict negativity implies that A has a bounded inverse. Define

$$T := - \begin{bmatrix} I & A^{-1}B(R^*R)^{-1}R^* \end{bmatrix}.$$

For z in the range of A

$$\|A^{-1}z\| \leq \frac{1}{m}\|z\|$$

is implied by the strict negativity of A , that is $\langle -Az, z \rangle \geq m\|z\|^2$ for some $m > 0$. It follows that A^{-1} is bounded on the range of A . Now, let x be such that $\langle Az, x \rangle = 0$ for all $z \in D(A)$. The definition of an adjoint operator implies that $A^*x = 0$ for $x \in D(A^*)$. Since A is self-adjoint, we conclude that $Ax = A^*x = 0$. The negativity of A shows that this can only happen if $x = 0$, so the range of A is dense in \mathcal{Z} . Thus, $A^{-1} \in \mathcal{L}(\mathcal{Z})$. Therefore, T is a bounded linear operator on \mathcal{Z} .

Now, consider

$$TT^* = I + A^{-1}B(R^*R)^{-1}B^*A^{-1}.$$

Notice that the operator TT^* is strictly positive and thus invertible, with bounded inverse. Thus, by Theorem 4 the constraint in (11) can be rewritten as $\zeta = T^\dagger A^{-1}Hd$ where

$$\begin{aligned} T^\dagger &:= T^*(TT^*)^{-1} = \\ &= \begin{bmatrix} I \\ R(R^*R)^{-1}B^*A^{-1} \end{bmatrix} (I + A^{-1}B(R^*R)^{-1}B^*A^{-1})^{-1}. \end{aligned}$$

Moreover,

$$\begin{aligned} \|G_K(0)\| &= \sup_{d \in \mathcal{D}, \|d\|=1} \|T^\dagger A^{-1}Hd\| \\ &= \|T^\dagger A^{-1}H\| \\ &= \|H^*A^{-1}(T^\dagger)^*T^\dagger A^{-1}H\|^{\frac{1}{2}} \\ &= \|H^*(A^2 + B(R^*R)^{-1}B^*)^{-1}H\|^{\frac{1}{2}}. \end{aligned}$$

This completes the first part of the proof.

(2) Define K_{opt} as in (5) and let $T(t)$ be the strongly continuous semigroup on \mathcal{Z} generated by $A + BK_{opt}$. Setting $P = -A^{-1}$,

$$\begin{aligned} & \langle (A + B(R^*R)^{-1}B^*A^{-1})z, Pz \rangle \\ & + \langle Pz, (A + B(R^*R)^{-1}B^*A^{-1})z \rangle \\ & = \langle (-2I - 2A^{-1}B(R^*R)^{-1}B^*A^{-1})z, z \rangle \\ & \leq -\langle z, z \rangle. \end{aligned}$$

Theorem 1 then implies that $T(t)$ is exponentially stable. In other words, K_{opt} is stabilizing. Finally, since

$$G_{K_{\text{opt}}}(s) = \begin{bmatrix} I \\ R(R^*R)^{-1}B^*A^{-1} \end{bmatrix} (sI - A - B(R^*R)^{-1}B^*A^{-1})^{-1}H,$$

it will be shown that

$$\|G_{K_{\text{opt}}}\|_{\infty} \leq \|H^* (A^2 + B(R^*R)^{-1}B^*)^{-1}H\|^{\frac{1}{2}}.$$

Notice that the inequality above is equivalent to

$$\begin{aligned} \langle d, G_{K_{\text{opt}}}(\mathcal{J}\omega)^* G_{K_{\text{opt}}}(\mathcal{J}\omega)d \rangle \\ \leq \langle d, H^* (A^2 + B(R^*R)^{-1}B^*)^{-1}Hd \rangle \end{aligned}$$

for all $d \in \mathcal{D}$. Define $M := A^2 + B(R^*R)^{-1}B^*$. The inequality can now be stated as

$$\begin{aligned} \langle d, H^* ((\mathcal{J}\omega A - M)M^{-1}(-\mathcal{J}\omega A - M))^{-1}Hd \rangle \\ \leq \langle d, H^* M^{-1}Hd \rangle, \end{aligned}$$

and further simplified to

$$\langle d, H^* (\omega^2 AM^{-1}A + M)^{-1}Hd \rangle \leq \langle d, H^* M^{-1}Hd \rangle.$$

From the latter representation of the inequality it is evident that it holds for all $\omega \in \mathbb{R}$. This completes the proof.

The result in Theorem 5 is a rarity in H_{∞} synthesis for infinite-dimensional systems as closed-form expressions are generally hard to obtain. Furthermore, as for finite-dimensional systems, it is in general necessary to compute a series of suboptimal controllers to find the controller achieving optimal attenuation.

4 Closed-Form H_{∞} Optimal Filtering

Consider now the observation system

$$\begin{aligned} \frac{dz(t)}{dt} &= Az(t) + w(t), \quad z(0) = 0 \\ q(t) &= Qz(t), \\ y(t) &= Cz(t) + Sv(t). \end{aligned} \tag{12}$$

Again, A generates a strongly continuous semigroup on \mathcal{Z} , $Q \in \mathcal{L}(\mathcal{Z}, \mathcal{Q})$ and $C \in \mathcal{L}(\mathcal{Z}, \mathcal{Y})$. In this class, $y(t) \in \mathcal{Y}$ are the available measurements while $w(t) \in \mathcal{Z}$ and $v(t) \in \mathcal{V}$, where \mathcal{V} is a Hilbert space, are process disturbance and measurement noise, respectively. Finally, $S \in \mathcal{L}(\mathcal{V}, \mathcal{Y})$.

The objective is to design an observer that optimally estimates $q(t)$, which equals $z(t)$ if $Q = I$, given disturbance and noise in $L_2([0, \infty); \mathcal{Z})$ and $L_2([0, \infty); \mathcal{V})$. That is, the estimator state ν minimizes the H_{∞} norm of the transfer function from the disturbance and noise to the estimation error $Qz - Q\nu$. Such an observer is given in closed form in the following theorem.

Theorem 6. Consider operators $A : D(A) \rightarrow \mathcal{Z}$, $Q \in \mathcal{L}(\mathcal{Z}, \mathcal{Q})$, $C \in \mathcal{L}(\mathcal{Z}, \mathcal{Y})$ and $S \in \mathcal{L}(\mathcal{V}, \mathcal{Y})$, where \mathcal{Z} , \mathcal{Q} , \mathcal{Y} and \mathcal{V} are Hilbert spaces. Consider the class of observers

$$\frac{d\nu(t)}{dt} = A\nu(t) + L(C\nu(t) - y(t)), \quad \nu(0) = 0,$$

where $L \in \mathcal{L}(\mathcal{Y}, \mathcal{Z})$. If A is self-adjoint and strictly negative, then the estimation error

$$\sup_{\|[\begin{smallmatrix} w^* & v^* \end{smallmatrix}]\|_2=1} \|Qz - Q\nu\|_2,$$

is minimized by

$$L_{\text{opt}} = A^{-1}C^*(SS^*)^{-1}.$$

The minimal estimation error is

$$\|Q(A^2 + C^*(SS^*)^{-1}C)^{-1}Q^*\|^{\frac{1}{2}}.$$

Proof. If the disturbance and noise signals are stacked as

$$d(t) = \begin{bmatrix} w(t) \\ v(t) \end{bmatrix},$$

then the dynamics of the estimation error $e(t) = z(t) - \nu(t)$ and alternative output estimation error $\zeta(t) = q(t) - Q\nu(t)$ can be written as

$$\begin{aligned} \frac{de(t)}{dt} &= (A + LC)e(t) + [I \quad LS]d(t), \\ \zeta(t) &= Qe(t). \end{aligned} \tag{13}$$

Denote the transfer function from \hat{d} to $\hat{\zeta}$ in (13), with a specific L , by G_L . That is, $\hat{\zeta}(s) = G_L(s)\hat{d}(s)$. Note that

$$\|G_L\|_\infty = \sup_{\|\hat{d}\|_2=1} \|\hat{\zeta}\|_2 = \sup_{\|[\hat{w}^* \ \hat{v}^*]\|_2=1} \|Q\hat{z} - Q\hat{v}\|_2.$$

This is exactly the problem considered in the theorem statement. Consider the dual system of G_L , i.e., its adjoint $G_L^*(s)$. It holds that $\|G_L^*\|_\infty = \|G_L\|_\infty$. Given $\hat{\zeta}(s) = G_L^*(s)\hat{d}(s)$ with state space representation

$$\begin{aligned} \frac{dz(t)}{dt} &= (A + C^*L^*)z(t) + Q^*d(t), \\ \zeta(t) &= \begin{bmatrix} I \\ S^*L^* \end{bmatrix} z(t). \end{aligned} \quad (14)$$

This system is exactly of the form of the closed-loop system treated in Theorem 5, however, with $K = L^*$, $B = C^*$, $H = Q^*$ and $R = S^*$. Thus, it follows from Theorem 5, and the fact that $\|G_L\|_\infty = \|G_L^*\|_\infty$, that $L^* = (SS^*)^{-1}CA^{-1}$ is optimal, i.e., $L = A^{-1}C^*(SS^*)^{-1} = L_{\text{opt}}$. Finally, as $\|G_L\|_\infty = \|G_L^*\|_\infty$ and the minimal value of $\|G_L^*\|_\infty$ is

$$\|Q(A^2 + C^*(SS^*)^{-1}C)^{-1}Q^*\|^{\frac{1}{2}},$$

by Theorem 5, it holds that the minimal value of $\|G_L\|_\infty$ is also

$$\|Q(A^2 + C^*(SS^*)^{-1}C)^{-1}Q^*\|^{\frac{1}{2}}.$$

5 Temperature Regulation with Variable Conductivity

Consider the one-dimensional rod of length ℓ in Figure 1. The material of the rod has variable conductivity as described by $k(x) = x^2 + 1$, where x is the spatial coordinate. The heat propagation in the rod is governed by

$$\begin{aligned} \frac{\partial z}{\partial t}(x, t) &= \frac{\partial}{\partial x} \left(k(x) \frac{\partial}{\partial x} \right) z(x, t) + Bu(t) + d(t), \\ 0 < x < \ell, \ t &\geq 0, \end{aligned} \quad (15)$$

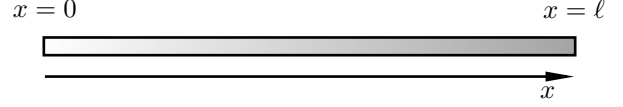


Figure 1: Rod of length ℓ with one-dimensional spatial coordinate x and conductivity $k(x) = x^2 + 1$.

where $z(x, t)$ is the temperature at time t in position x . The temperature profile can be regulated by the control input $u(t)$ and is disturbed by the signal $d(t) \in L_2([0, \infty); \mathbb{R})$. The temperature is kept at zero at the end points. That is, Dirichlet boundary conditions $z(0, t) = 0$, $z(\ell, t) = 0$, hold. Furthermore, $Bu(t) = u(t)$ for $0 < x < \ell$.

Define the operator A as

$$A = \frac{\partial}{\partial x} \left(k(x) \frac{\partial}{\partial x} \right), \quad (16)$$

with domain

$$\begin{aligned} D(A) = \left\{ z \in L_2(0, \ell) \mid z \text{ and } \frac{dz}{dx} \text{ locally absolutely} \right. \\ \left. \text{continuous in } [0, \ell], \right. \\ \left. \frac{d^2 z}{dx^2} \in L_2(0, \ell) \right. \\ \left. \text{with } z(0) = 0, \ z(\ell) = 0 \right\}. \end{aligned}$$

Then, we can write (15) on abstract form

$$\dot{z}(t) = Az(t) + Bu(t) + d(t).$$

The operator A is self-adjoint and strictly negative on $D(A)$, see e.g. [4]. Hence, by Lemma 1, A is the infinitesimal generator of a strongly continuous semigroup. The system is thus of the form considered in Theorem 5, with $R = I$, and an H_∞ optimal state feedback is

$$\begin{aligned} u(t) &= B^* A^{-1} z(t) \\ &= \int_0^\ell \int_0^\ell G(x, s) z(s, t) ds dx \end{aligned}$$

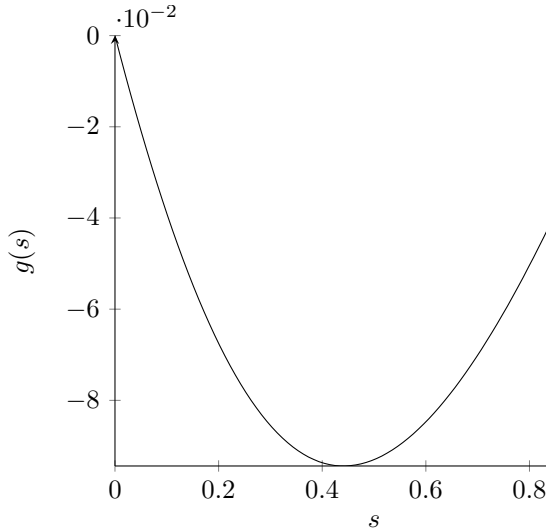


Figure 2: Plot of feedback weight gain $g(s)$ in (17) when $\ell = 1$.

where

$$G(x, s) = \begin{cases} \left(\frac{\arctan(s)}{\arctan(\ell)} - 1 \right) \arctan(x) & \text{if } 0 < x < s, \\ \left(\frac{\arctan(x)}{\arctan(\ell)} - 1 \right) \arctan(s) & \text{if } s < x < \ell. \end{cases}$$

The function $G(x, s)$ is the Green's function of the linear differential operator A in (16), when $k(x) = x^2 + 1$. See [23] for more details on Green's functions for Sturm-Liouville problems. Defining

$$g(s) = \frac{1}{2} \left(\ln(s^2 + 1) - \ln(\ell^2 + 1) \right) \frac{\arctan(s)}{\arctan(\ell)},$$

the optimal control is

$$u(t) = \int_0^\ell g(s) z(s, t) ds. \quad (17)$$

If the conductivity was constant; that is, $k(x) = 1$, $g(s)$ would simply be $g(s) = s(s - \ell)/2$. See [14] for an example with constant conductivity.

The feedback gain $g(s)$ in (17) is plotted in Figure 2 for the case with $\ell = 1$. It determines the scalar signal for controlling the temperature profile,

as a compromise between the deviation in temperature from zero and the cost for changing the temperature by means of the control signal, weighted by the conductivity. Note that it is not symmetric across s due to the conductivity $k(x) = x^2 + 1$ not being symmetric along the rod. More specifically, the conductivity increases towards the right-hand side of the rod in Figure 1. If we compare the absolute value of the gain $g(s)$ at $s = 0.5 - a$ and $s = 0.5 + a$, for any $0 < a < 0.5$, it is lower at the latter point. This is due to that the material further to the right is better at transporting heat.

6 Estimation of Plate Temperature

Consider the following partial differential equation that models heat propagation in a circular plate, with radius of length 1, given a disturbance $w(t) \in L_2([0, \infty); \mathbb{R})$,

$$\frac{\partial z}{\partial t}(r, \theta, t) = \left(\frac{\partial^2}{\partial r^2} + \frac{1}{r} \frac{\partial}{\partial r} + \frac{1}{r^2} \frac{\partial^2}{\partial \theta^2} \right) z(r, \theta, t) + w(t), \quad 0 \leq r < 1, \quad 0 \leq \theta \leq 2\pi, \quad t \geq 0. \quad (18)$$

Here, $z(r, \theta, t)$ is the temperature at time t and position (r, θ) , see Figure 3 for a depiction of the plate. The plate area, not including the boundary, is denoted Ω . Moreover, the temperature is kept at zero on the boundary, i.e.,

$$z(1, \theta, t) = 0, \quad 0 \leq \theta \leq 2\pi.$$

The average temperature can be measured over a circular region of radius $1/4$, with its centre aligned with that of the plate. The region is denoted Σ , see Figure 3. Define

$$Cz = \int_\Sigma z(r, \theta, t) r dr d\theta. \quad (19)$$

The measurement can then be constructed as

$$y(t) = Cz(r, \theta, t) + v(t), \quad (20)$$

where $v(t) \in L_2([0, \infty); \mathbb{R})$ accounts for sensor errors. Theorem 6 will now be used to obtain an observer

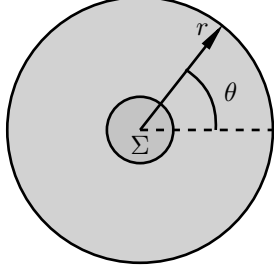


Figure 3: Circular plate with radius 1 and spatial coordinate (r, θ) .

that optimally estimates the temperature profile z based on the measurements y . Note that $Q = I$ and $S = I$ in this example.

First, define

$$A = \frac{\partial^2}{\partial r^2} + \frac{1}{r} \frac{\partial}{\partial r} + \frac{1}{r^2} \frac{\partial^2}{\partial \theta^2} \quad (21)$$

with domain

$$D(A) =$$

$$\left\{ z \in L_2(\Omega) \left| \begin{array}{l} z \text{ locally absolutely continuous in } \Omega, \\ \text{given } x = r \cos(\theta), y = r \sin(\theta), \frac{\partial^k z}{\partial x^k}, \frac{\partial^k z}{\partial y^k} \text{ for} \\ k = 1, 2, \text{ locally absolutely continuous in } \Omega. \\ Az \in L_2(\Omega) \text{ with } z(1, \theta, t) = 0 \text{ for } 0 \leq \theta \leq 2\pi \end{array} \right. \right\}.$$

The operator A is self-adjoint and strictly negative. Hence, it generates an exponentially stable strongly continuous semigroup on $L_2(\Omega)$. Moreover, the state z evolves on the space $L_2(\Omega)$ and we can write (18) and (20) abstractly as

$$\begin{aligned} \dot{z}(t) &= Az(t) + w(t), \\ y(t) &= Cz(t) + v(t). \end{aligned} \quad (22)$$

The system (22) fulfils the requirements of Theorem 6. Thus, the optimal observer is

$$\frac{d\nu(t)}{dt} = A\nu(t) + L_{\text{opt}}(C\nu(t) - y(t)), \quad \nu(0) = 0,$$

where $L_{\text{opt}} = A^{-1}C^*$. As in the previous subsection, we can obtain an expression for

$$u(r, \theta, t) := L_{\text{opt}}y(t).$$

Defining

$$G(r, \theta, r_0, \theta_0) = \frac{1}{4\pi} \ln \frac{r^2 + r_0^2 - 2rr_0 \cos(\theta - \theta_0)}{r^2 r_0^2 + 1 - 2rr_0 \cos(\theta - \theta_0)},$$

then

$$L_{\text{opt}}y(t) = \int_0^{2\pi} \int_0^{\frac{1}{4}} G(r, \theta, r_0, \theta_0) r_0 dr_0 d\theta_0 \cdot y(t).$$

Note that the problem is rotationally invariant. Furthermore, $u(r, \theta, t)$ can also be determined as the solution to the Laplace equation on Ω , subject to the given boundary condition, where there is a uniformly distributed source in Σ (i.e., it is a Poisson's equation on Σ).

7 Implications for General Purpose Algorithms

For finite-dimensional systems, the H_∞ optimal synthesis is generally performed though iteratively solving a series of AREs, as mentioned in the introduction. The method in [1] is one example of an algorithm for solving AREs. However, it works poorly when the order of the system is large. Other methods for solving AREs are the matrix sign function method [3] and the game-theoretic method developed in [11]. Even though synthesis techniques with AREs have existed for decades, there is no generally accepted algorithm for systems of large order. The sign-indefiniteness of the quadratic term in the H_∞ -ARE and the need for an iterative procedure to find the optimal attenuation complicate computation.

The results stated in Theorem 5 and 6 can be used in benchmarking of general purpose algorithms for H_∞ control. Now, the computational time of computing the closed-form controller in Theorem 5 will be compared with the computational time of a general purpose algorithm for H_∞ synthesis. More specifically, it will be compared with the method for solving AREs described in [1].

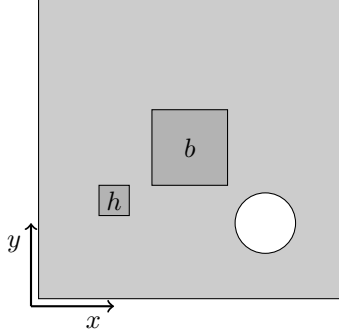


Figure 4: Irregular geometry considered in algorithm comparison.

The comparison is performed using Matlab R2012a [21] on an Intel Core i7-3770K CPU with 3.5 GHz \times 8 and 31.3 GiB memory. The methods in [1] is implemented in Matlab as the function CARE. An optimal state feedback controller will be obtained through bisection, where the H_2 -control solution is used as the upper bound and zero is used as the lower bound.

The comparison will be performed on an example system of heat diffusion on a two-dimensional irregular geometry. The geometry is a plane of 4×4 units, with a circle of radius 0.4 units at (3,1) removed. The lower left corner of the plane is the origin. See Figure 4 for a depiction of the plane. Inspiration for this example is taken from [10].

The heat distribution at position (x, y) at time t is denoted $z(x, y, t)$ and governed by

$$\frac{\partial z}{\partial t}(x, y, t) = \frac{\partial^2 z}{\partial x^2} + \frac{\partial^2 z}{\partial y^2} + b(x, y)u(t) + h(x, y)d(t), \quad (23)$$

with zero Dirichlet boundary condition. Furthermore, the functions $b(x, y)$ and $h(x, y)$ are defined as

$$b(x, y) = \begin{cases} 1 & (x, y) \in \{ \text{square at } (2, 2), \text{ side } 1 \}, \\ 0 & \text{otherwise.} \end{cases}$$

and

$$h(x, y) = \begin{cases} 1 & (x, y) \in \{ \text{square at } (1, 1.3), \text{ side } 0.4 \}, \\ 0 & \text{otherwise.} \end{cases}$$

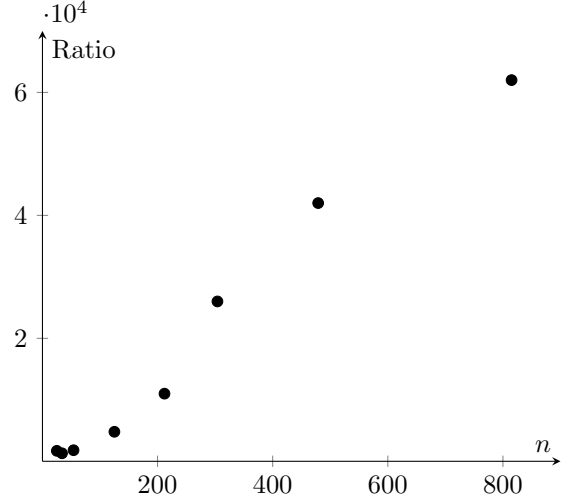


Figure 5: Ratio between the computational time of the method for calculating an optimal H_∞ -controller proposed in this paper and the standard iterative approach, for various approximation orders n . For $n = 815$, the computational time is 19.4 ms for the proposed method and 20.2 minutes for the standard method.

The squares are centered at the given positions and have the specified side-length, e.g., a square at (2,2), side 1 is a square centered at (2,2) with side-length 1, see Figure 4.

The infinite-dimensional system (23) is approximated by a finite-element method with linear splines. The resulting finite-dimensional system, for a given approximation order, is on the following form

$$\begin{aligned} \dot{z} &= Az + Bu + Hd, \\ \zeta &= \begin{bmatrix} z \\ u \end{bmatrix}, \end{aligned} \quad (24)$$

where $z(t) \in \mathbb{R}^n$ is now the finite-dimensional state of the system and n is the order of the system. Furthermore, A , B , H are matrices of appropriate dimensions with $A = A^T$, A negative definite. Thus, A is self-adjoint and strictly negative and Theorem 5 applies.

The two methods for computation of the optimal

attenuation and control are:

- I Compute the optimal controller $K_{\text{opt}} = B^T A^{-1}$,
- II Compute an optimal state feedback K through solution of a series of AREs and a bisection algorithm. The function CARE in Matlab, as described in [1], was used to solve the AREs.

The result of the comparison is given in Figure 5. The new method I is at least 10^3 times faster than the standard iterative approach of method II. This improvement in computational speed has implications for lowering the computational time for large-order systems. The code for the comparison can be found at <https://gitlab.control.lth.se/carolina/code-hs>

8 Conclusions and Directions for Further Research

Simple expressions for H_∞ state feedback and estimation in closed form were obtained. They are optimal for infinite-dimensional systems with self-adjoint and strictly negative generator. Diffusion equations are an important example in this class. The results were illustrated with several analytical examples and also compared with a standard numerical algorithm. The results can also be used for testing and benchmarking of general purpose algorithms for H_∞ synthesis. The proposed state feedback and estimation operators may be approximated in finite-dimensions before implementation. A procedure for how to do this as well as guarantees for the approximated gains to be admissible are not included in this paper. Instead, we refer to [16] for details.

Future work includes investigation of how the closed-form expressions can be used to improve the performance of H_∞ synthesis algorithms for general systems. Theorems 5 and 6 may be useful for more general systems. The frequency response of the systems considered in this paper have maximum gain at zero frequency. This is used in the proofs of Theorem 5 and 6, respectively. The optimal state feedback is constructed using the controller that minimizes the gain at zero frequency. A similar statement holds

for the observer. This reveals a possible generalization. In the case of state feedback the generalization is $u = B^* A^{-*} z$, where the assumption on self-adjointness of A is disregarded. The criteria for this more general feedback gain to be optimal are that it is stabilizing and that the gain of the closed-loop system is obtained at zero frequency. The class of systems to which this control law is applicable is not restricted to those with self-adjoint A [2]. This lower bound can be used to narrow the bisection range for more general systems. The general purpose method for H_∞ synthesis described in [11] constructs a unique monotonic matrix sequence, initialized with the zero solution, which converges to the stabilizing solution of the ARE. The control law $u = B^* A^{-*} z$ may be a good initial iterate for systems where $\|A - A^*\|$ is small, i.e. A is close to self-adjoint. However, this needs to be investigated further.

Moreover, in control of diffusion and other systems with partial differential equation models, the location of the actuator is generally a design variable. This is also true for the placement of the sensor. The location should be chosen so as to optimize the considered performance objective. Preliminary investigations suggest that the closed-form expression for the optimal attenuation could be utilized for these design problems. In [18], the design of linear-quadratic optimal actuator placement is made on approximations of the PDEs and conditions for convergence are stated. Furthermore, an algorithm for computing the optimal location is given in [5]. Optimal actuator location measured by the H_∞ -norm is treated in [9]. However, the methods are computationally intensive. In particular, they involve many computations of the approximating H_∞ synthesis problem. The closed form expressions in Theorem 5 and 6 could be used for efficient computation of the optimal actuator or sensor placement, respectively. Moreover, the expression for the optimal H_∞ -norm can be minimized to find the best location. Similarly, one can parametrize the minimal error for the sensor location. Although the results are restricted to a certain class of systems, as for controller synthesis, this approach can be used in benchmarking of general purpose algorithms for optimal actuator and sensor location.

Acknowledgements 1. *Carolina Bergeling and Anders Rantzer are members of the LCCC Linnaeus Center and the ELLIIT Excellence Center at Lund University. This research was supported by the Swedish Research Council through LCCC and by the Swedish Foundation for Strategic Research. Furthermore, this paper is a result of research initiated during the thematic year on Control Theory and its Applications 2015-2016, at the Institute for Mathematics and its Applications, University of Minnesota, Minneapolis, USA, in which all three authors took part.*

References

- [1] W. F. Arnold and A. J. Laub. Generalized eigenproblem algorithms and software for algebraic Riccati equations. *Proceedings of the IEEE*, 72(12):1746–1754, Dec 1984.
- [2] Carolina Bergeling, Richard Pates, and Anders Rantzer. On closed-form H-infinity optimal control and large-scale systems. *arXiv preprint arXiv:1903.06444*, 2019.
- [3] Ralph Byers. Solving the algebraic riccati equation with the matrix sign function. *Linear Algebra and its Applications*, 85:267–279, 1987.
- [4] Ruth F. Curtain and Hans Zwart. *An introduction to infinite-dimensional linear systems theory*, volume 21. Springer Science & Business Media, 2012.
- [5] Neda Darivandi, Kirsten Morris, and Amir Khajepour. An algorithm for LQ optimal actuator location. *Smart materials and structures*, 22(3):035001, 2013.
- [6] John C. Doyle, Keith Glover, Pramod P. Khargonekar, Bruce Francis, et al. State-space solutions to standard H-2 and H-infinity control problems. *IEEE Transactions on Automatic Control*, 34(8):831–847, 1989.
- [7] Vlad Ionescu and Adrian-Mihail Stoica. *Robust Stabilisation and H-infinity Problems*, volume 482. Springer Science & Business Media, 2012.
- [8] Kazufumi Ito and Kirsten A. Morris. An approximation theory of solutions to operator Riccati equations for H_∞ control. *SIAM journal on control and optimization*, 36(1):82–99, 1998.
- [9] Dhanaraja Kasinathan and Kirsten Morris. H_∞ -optimal actuator location. *IEEE Transactions on Automatic Control*, 58(10):2522–2535, 2013.
- [10] Dhanaraja Kasinathan, Kirsten Morris, and Steven Yang. Solution of large generalized H-infinity algebraic Riccati equations. *Journal of Computational Science*, 5(3):517–526, 2014.
- [11] Alexander Lanzon, Yantao Feng, Brian D. O. Anderson, and Michael Rotkowitz. Computing the positive stabilizing solution to algebraic Riccati equations with an indefinite quadratic term via a recursive method. *IEEE Transactions on Automatic Control*, 53(10):2280–2291, 2008.
- [12] Peter D. Lax. *Functional Analysis*. John Wiley & Sons, Inc., 2002.
- [13] Carolina Lidström and Anders Rantzer. Optimal H-infinity state feedback for systems with symmetric and Hurwitz state matrix. In *American Control Conference (ACC), 2016*, pages 3366–3371. IEEE, 2016.
- [14] Carolina Lidström, Anders Rantzer, and Kirsten A. Morris. H-infinity optimal control for infinite-dimensional systems with strictly negative generator. In *2016 IEEE 55th Conference on Decision and Control (CDC)*, pages 5275–5280. IEEE, 2016.
- [15] David G. Luenberger. *Optimization by Vector Space Methods*. John Wiley & Sons, Inc., 1969.
- [16] K. A. Morris. *An Introduction to Controller Design for Distributed Parameter Systems*. Springer, 2020.
- [17] Kirsten A. Morris. H_∞ output feedback control of infinite-dimensional systems via approximation. *Systems and Control Letters*, 44(3):211–217, 2001.

- [18] Kirsten A. Morris. Linear-quadratic optimal actuator location. *IEEE Transactions on Automatic Control*, 56(1):113–124, 2011.
- [19] H. Özbay, S. Gümüşsoy, K. Kashima, and Y. Yamamoto. *Frequency domain techniques for H_∞ control of distributed parameter systems*. SIAM, 2018.
- [20] Ian R. Petersen. Disturbance attenuation and H_∞ optimization: a design method based on the algebraic Riccati equation. *IEEE Transactions on Automatic Control*, 32:427–429, 1987.
- [21] The Mathworks Inc. MATLAB and Control Synthesis Toolbox Release 2015a. Natick, Massachusetts, United States.
- [22] Bert van Keulen. *H_∞ –Control for Distributed Parameter Systems: A State-Space Approach*. Birkhauser, Boston, 1993.
- [23] Valentin F. Zaitsev and Andrei D. Polyanin. *Handbook of exact solutions for ordinary differential equations*. CRC press, 2002.