

This is an Open Access document downloaded from ORCA, Cardiff University's institutional repository: <https://orca.cardiff.ac.uk/id/eprint/121705/>

This is the author's version of a work that was submitted to / accepted for publication.

Citation for final published version:

Perera, Charith , Barhamgi, Mahmoud, Bandara, Arosha K., Ajmal, Muhammad, Price, Blaine and Nuseibeh, Bashar 2019. Designing privacy-aware Internet of Things applications. *Information Sciences* 512 , pp. 238-257.  
10.1016/j.ins.2019.09.061

Publishers page: <http://dx.doi.org/10.1016/j.ins.2019.09.061>

Please note:

Changes made as a result of publishing processes such as copy-editing, formatting and page numbers may not be reflected in this version. For the definitive version of this publication, please refer to the published source. You are advised to consult the publisher's version if you wish to cite this paper.

This version is being made available in accordance with publisher policies. See <http://orca.cf.ac.uk/policies.html> for usage policies. Copyright and moral rights for publications made available in ORCA are retained by the copyright holders.



# Designing Privacy-aware Internet of Things Applications

Charith Perera<sup>a,\*</sup>, Mahmoud Barhamgi<sup>b</sup>, Arosha K. Bandara<sup>c</sup>, Muhammad Ajmal<sup>d</sup>, Blaine Price<sup>c</sup>, Bashar Nuseibeh<sup>c</sup>

<sup>a</sup>Cardiff University, United Kingdom

<sup>b</sup>Claude Bernard Lyon 1 University, France

<sup>c</sup>Open University, United Kingdom

<sup>d</sup>University of Derby, United Kingdom

---

## Abstract

Internet of Things (IoT) applications typically collect and analyse personal data that can be used to derive sensitive information about individuals. However, thus far, privacy concerns have not been explicitly considered in software engineering processes when designing IoT applications. The advent of behaviour driven security mechanisms, failing to address privacy concerns in the design of IoT applications can have security implications. In this paper, we explore how a Privacy-by-Design (PbD) framework, formulated as a set of guidelines, can help software engineers integrate data privacy considerations into the design of IoT applications. We studied the utility of this PbD framework by studying how software engineers use it to design IoT applications. We also explore the challenges in using the set of guidelines to influence the IoT applications design process. In addition to highlighting the benefits of having a PbD framework to make privacy features explicit during the design of IoT applications, our studies also surfaced a number of challenges associated with the approach. A key finding of our research is that the PbD framework significantly increases both novice and expert software engineers' ability to design privacy into IoT applications.

*Keywords:* Internet of Things, Software Engineering, Privacy by Design

---

## 1. Introduction

The Internet of Things (IoT) [1] is a interconnected collection of physical objects or *'things'* that have computing, sensing and actuation capabilities, together with the ability to communicate with each other and other systems to collect and exchange data. The design and development process for IoT applications is more complicated than that for desktop, mobile, or web applications

---

\*Corresponding author

Email address: [charith.perera@ieee.org](mailto:charith.perera@ieee.org) (Charith Perera)

for a number of reasons. First, IoT applications require both software and hardware (e.g., sensors and actuators) to work together across many different types of nodes (e.g., micro- controllers, system-on-chips, mobile phones, miniaturized single-board computers, cloud platforms) with different capabilities under different conditions [2]. Secondly, IoT applications development requires different types of software engineers to work together (e.g., embedded, mobile, web, desktop). The complexity of different software engineering specialists collaborating to combine different types of hardware and software is compounded by the lack of integrated development stacks that support the engineering of end-to-end IoT applications.

Typically, IoT applications collect and analyse personal data that can be used to derive sensitive information about individuals. While the misuse of this information can have negative consequences for the individuals concerned, it can also lead to security problems, particularly with advent of new behaviour driven security mechanisms. For example, implicit authentication techniques [3, 4] will grant access to systems based on individual behaviour data collected by IoT systems. This intertwining of security and privacy issues, means that privacy needs to be considered as a key requirement for IoT applications. However, thus far, privacy concerns have not been explicitly considered (despite isolated solutions [5, 6]) in software engineering processes when designing and developing IoT applications, partly due to a lack of Privacy-by-Design (PbD) methods for the IoT. Further, the engineering complexities explained above have forced software engineers to put most of their efforts towards addressing other challenges such as interoperability and modifiability, resulting in privacy concerns being largely overlooked. Additionally, a lack of knowledge about the tangible and intangible benefits of privacy practices have also contributed to privacy challenges being overlooked [7].

We propose to address this issue by providing systematic guidance to help software engineers develop privacy-aware IoT applications. We build on earlier work [8] which derived a set of privacy guidelines by examining Hoepman’s [9] eight design strategies and used them to *assess* the privacy capabilities of IoT applications and platforms. This paper integrates these guidelines into a PbD framework that includes a method for applying the guidelines during the IoT application *design* process. We go on to evaluate how this PbD framework can help software engineers design a number of example IoT applications.

### 1.1. Contributions

The primary contributions and the scope of this paper are summarised below:

- We evaluate how a proposed set of privacy guidelines can be used to effectively improve IoT application designs. In support of this, we integrate the guidelines with a method for applying them to propose a PbD framework for IoT applications.
- Our method is uniquely designed to address the challenges associated with IoT systems, such as their heterogeneity and distributed nature. This is a

50 significant difference from existing PbD frameworks, which focus on more general, high-level principles and design strategies (e.g., [9], [7]).

- We gain insights into how our framework could help software engineers improve their design of privacy aware IoT applications by identifying and applying privacy protecting features into their designs.
- 55 • We also explore strengths and weaknesses of our approach as well as challenges in manual application design processes in general. We provide insights on how to address these weaknesses.

It is important to note that we do not claim our PbD framework is better than any previous work, nor do we claim that applying set of privacy guidelines will eliminate all privacy risks. To the best of our knowledge, this is one of the 60 first PbD frameworks that explicitly targets IoT application design challenges. Our aim is to maximise software engineers' ability to be aware of and reduce privacy risks at the design phase. We further elaborate the aims of our PbD framework in Section 4.

#### 65 1.2. Target Audience

We developed our PbD framework as a tool for engineers to help make their designs better in terms through improved privacy awareness. Therefore, it is important to note that the framework doesn't provide any formal guarantees that IoT systems designed using it will be free of potential privacy problems. 70 However, we believe software engineers will, at least, be able to apply some privacy guidelines into their design which they would not do otherwise. Mostly, we wanted to help and guide individuals and teams who do not have time, or resources to invest in hiring privacy experts. Completely ignoring privacy issues could cost such small teams a lot in long run as they grow. Later re-factoring is always costly in any software development process. Therefore, our guidelines 75 will help entrepreneurial teams, IoT hackers, hobbyists, etc. to embed privacy protecting features into their IoT application designs at the initial stages without consulting privacy experts. While our guidelines cannot replace privacy experts and consultants in the software engineering process, they can help software engineers to reduce the effort and time needed from privacy experts. 80

The paper is structured as follows: Section 2 discusses common IoT architectures and their characteristics. It also briefly introduces the data life cycle phases and their importance when designing privacy into IoT applications. In 85 Section 3, we present our motivation through three different use cases. We have used these use cases to evaluate the effectiveness and identify the challenges in designing privacy aware IoT applications. We briefly introduce the PbD framework in Section 4. In Section 5, we explain the research methodology and evaluate the effectiveness the PbD framework. We discuss our findings and lessons learned in Section 6. Finally, Section 7 presents the related work 90 and compares our PbD framework with existing approaches. In Section 8, we conclude the paper by discussing future directions for our research.

## 2. Internet of Things Software Architecture

In this section we provide an overview of IoT software architectures from the perspective of how data moves through a typical IoT application. As illustrated in Figure 1, in IoT applications, data moves from sensing devices to gateway devices to the cloud infrastructure [2]. This is the most common architectural pattern used in IoT application development, which is also called the centralised architecture pattern [10]. However, there are other patterns such as 1) collaborative, 2) connected intranet of Things, and 3) distributed IoT [10]. Even for these other types of architectures, if we consider a single data item, we can observe a data flow analogous to that of the centralised architecture pattern where data moves from edge devices to the cloud through different types of nodes. Therefore, while we use the centralised IoT architectural pattern to explain our PbD approach in this paper, our approach is agnostic the choice of pattern.

Centralised architectures typically consist of three components: 1) IoT devices, 2) Gateway devices, and 3) IoT cloud platforms (Figure 1), each with different computational capabilities. They also have different types of access to energy sources from permanent to solar power to battery power. Each device may also have limitations as to the type of data processing that can be done due to lack of availability of essential knowledge. A typical IoT application would integrate all these different types of devices with different capabilities. It is important to note that different types of privacy protecting measures can be taken on each of these different components based on their characteristics.

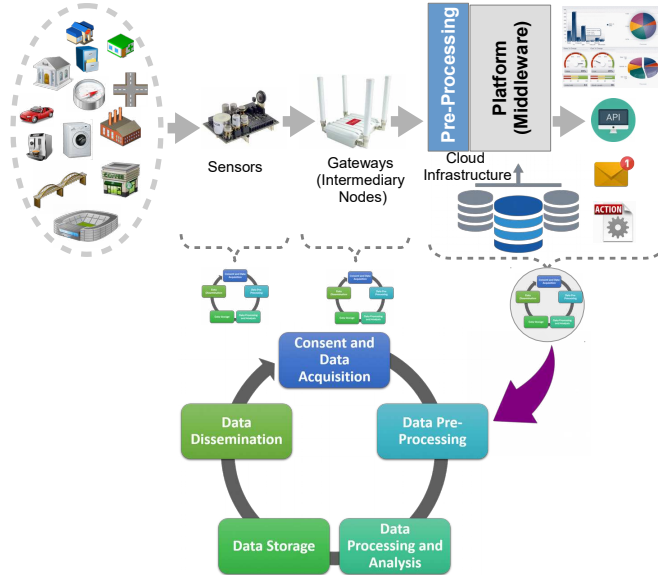


Figure 1: Typical data flow in IoT Applications

We define a five-phase data life cycle that provides a systematic way of thinking about the data flow in an IoT system for the application of our PbD framework. Within each device (also called a node), data moves through five data life cycle phases: Consent and Data Acquisition [CDA], Data Preprocessing [DPP], Data Processing and Analysis [DPA], Data Storage [DS] and Data Dissemination [DD]. The CDA phase comprises routing and data collection activities by a given node. DPP describes any type of processing performed on the raw data to prepare it for another processing procedure [11]. DPA is, broadly, the collection and manipulation of data items to produce meaningful information [12]. DD is the distribution or transmission of data to an external party.

All the data life cycle phases are applicable to all nodes in an IoT application, making it possible for software engineers to put in place appropriate mechanisms to protect user privacy. However, based on the decisions taken by engineers, some data life cycle phases in some nodes may not be utilised. For example, a sensor node may utilise the DPP phase to average temperature data. Then, without using either the DPA or DS phases to analyse or store data (due to hardware and energy constraints) the sensor node may push the averaged data to the gateway node using the DD phase.

### 3. Example IoT Scenarios

In this section, we present three use case scenarios, which we also use to evaluate the PbD framework as described in Section 5. Each scenario is presented from a problem owner’s perspective, where each problem could be solved by developing an IoT application. More importantly, it should be noted that none of these scenarios explicitly highlight privacy requirements or challenges. They are primarily focused on explaining functional requirements at a high level. Later in Section 4, we explain how our PbD framework can be used by software engineers to extract additional information from problem owners, that are crucial to design privacy aware IoT applications.

#### 3.1. Use case 1: Rehabilitation and Recovery

**Summary:** Robert is a researcher who oversees a number of rehabilitation facilities around the country where patients with physical disabilities are treated and rehabilitated. Robert is interested in collecting and analysing data from sensors worn by patients while they engage in certain activities (e.g., walk using walker, walk using crutches, climbing stairs), in order to guide the patients’ recovery processes in a more personalised manner. Robert has an application that is capable of analysing patient data and developing personalised rehabilitation plans. The application monitors the progress and alters the rehabilitation plans accordingly. There is a speciality nurse allocated for each patient in order to monitor the recovery progress and provide necessary advice when required.

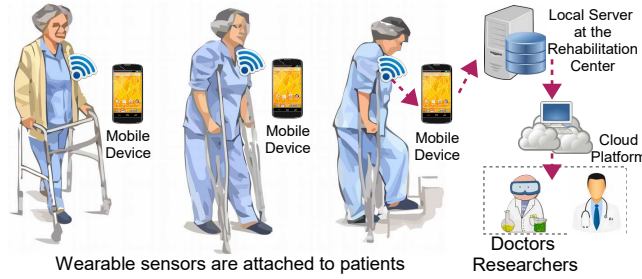


Figure 2: IoT application to support rehabilitation

### 155 3.2. Use case 2: Health and Well-being

**Summary:** Michael works for the department of public health and well-being. He has been asked to develop a plan to improve the public health in his city by improving the infrastructure that supports exercise and recreational activities (e.g., parks and the paths that supports jogging, cycling, and places for bar exercise, etc.). In order to develop an efficient and effective plan, Michael needs to understand movements of people and several other aspects of their activities. Michael is planning to recruit volunteers in order to gather data using sensors. Michael has an application that is capable of analysing different types of data and recommending possible lifestyle improvements for healthier living. Michael only needs to collect data when the volunteers are within the park premises as illustrated in Figure 3.

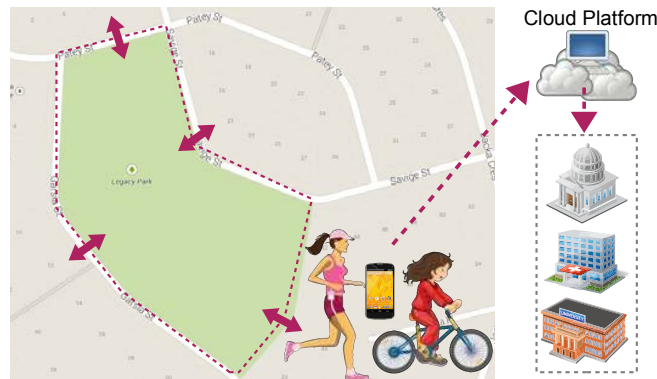


Figure 3: City planning towards health and well-being

### 3.3. Use case 3: Amusement Park and Leisure

**Summary:** *TrueLeisure* is a company that operates different types of franchised entertainment attractions. Their amusement parks are located in the United States, United Kingdom, and Australia. These amusement parks are fully owned and operated by franchisees. However, *TrueLeisure* continuously

monitors and assesses service quality attributes and several other aspects at each of the amusement parks. Jane is a data analyst overseeing the quality assessment tasks at *TrueLeisure*. She is responsible for continuously monitoring the service quality attributes. Waiting time is one of the key service quality attributes and is a key contributory factor to customer satisfaction. Local quality assessment teams continuously measure the crowd waiting time of each ride and attraction within their own amusement park. All visitors use *TrueLeisure*'s theme park mobile app to buy tickets for attractions, further information, tour guide, maps, etc. Jane is interested in the big picture, i.e. she would like to measure the overall waiting time for each ride attraction by combining individual waiting times. Jane will report these measurements to *TrueLeisure* management to guide franchisees on future developments of their theme parks efficiently and effectively.

#### 4. Privacy-by-Design Framework

In each of the example scenarios above, the software engineer would need to perform further analysis to extract explicit privacy requirements that could support the design of privacy enhancing features into the IoT applications that would be developed to deliver the required functionality. In this section we provide an overview of our PbD framework [8] and explain how it could be used to design privacy into IoT applications. We also explain why guidelines are useful to software engineers and how they relate to other approaches for PbD such as principles, strategies, patterns and tactics.

##### 4.1. Why Guidelines (or Heuristics or Check-lists)?

We use the term *guidelines* as our intention is to guide the software engineers. In general, a guideline aims to improve or maintain efficiency of a particular process based on a set of best practices. Guidelines may not be mandatory to follow, but provide recommendations based on experience of dealing with particular problems. Therefore, the term *heuristics* is also an appropriate term for our guidelines. These techniques rely on using readily accessible, though loosely applicable, information to control problem solving in human beings, machines, and abstract issues [13]. Heuristics do not promise to produce perfect or optimal solutions. Finally, the term *check-list* is also appropriate to identify our guidelines. A check-list is a type of informational aid used to reduce failure by compensating for potential limits of human memory and attention. Our guidelines also aim to reduce human errors by reducing knowledge requirements.

Sometimes, guidelines are considered as a less useful approach due to their inherited characteristics such as lack of proof (for consistency or correctness), dependence on the subjective judgement of the follower, lack of rigorous scientific methods for extracting guidelines, and so on. Despite such weaknesses, guidelines are being used successfully in many domains. The following list showcases some examples where guidelines / heuristics / check-lists are used to address different challenges.

- Heuristics based usability design and evaluation is widely used in human computer interaction domain [14, 15].
- The Information commissioner’s office, UK’s independent authority set up to uphold information rights in the public interest, use check-lists to guide businesses to prepare themselves for GDPR. [16].
- Surgical Safety Check-list developed for the World Health Organization by Dr. Atul Gawande has been able to reduce mortality by 23% and all complications by 40% [17]. Airplane pilots rely upon check-lists to ensure that both routine procedures and emergency responses are handled appropriately [18].

The above usages and successes have given us confidence to integrate guidelines into our PbD framework. The framework combines the guidelines with a method for applying them that avoids the need for individual software engineers to spend time thinking about relevant privacy considerations for their IoT applications themselves. Instead, they can save time and effort by systematically working through the guidelines one by one and checking whether they can apply them. Our node-by-node design methodology also helps manage the complexity of IoT application designs. Guidelines also provide meaningful ways to divide workload among engineers (e.g., each engineer may focus / specialise on addressing a few guidelines) and can be used as a common knowledge base to discuss application designs in teams. Guidelines make the design process comparatively less tiring for engineers as it reduces intensive thinking and knowledge requirements. Guidelines also allow engineers to pause and resume conveniently and keep track of design changes. We acknowledge that guidelines are not perfect and will need to be reviewed and refined over time. However, evidence suggests that guidelines can help to improve effectiveness and efficiency in a range of situations, and in this paper we demonstrate this in the context of privacy aware IoT application design.

#### 4.2. Where Guidelines Fit in?

The literature on privacy by design (PbD) techniques uses a number of terms: *principle*, *strategies*, *patterns*, and *tactics*, and in this section we discuss how our concept of PbD guidelines relates to these terms. As shown in Figure 4, principles can be considered to represent high level, more abstract ideas. In contrast, tactics are low level, concrete instructions for implementing solutions in a specific context. Strategies, guidelines and patterns sit in between. This does not mean one type is better or worse than other. Each of these layers have their own strengths and weaknesses. Bottom layer tactics provide specific solutions to specific problems whereas top layer principles provide insights on an overall direction to explore further and solve problems. However, we acknowledge that boundaries between these layers are soft where some principles may be interpreted as strategies and vice-versa.

255 **Principle:** A principle is a concept or value that is a guide for behaviour or  
evaluation. Typically, they are very abstract provide an overall direction  
to follow. Ten Privacy Principles of Personal Information Protection and  
Electronic Documents Act (PIPEDA) [19] and Seven Foundation Privacy  
by Design principles by Information & Privacy Commissioner, Canada [20]  
260 can be identified as examples.

**Strategies:** In contrast to principles, strategies are focused on achieving a spe-  
cific outcome. A design strategy describes a fundamental approach to  
achieve a certain design goal. Therefore, strategies are more specific in  
terms of what they aim to achieve. Hoepman’s [9] seven privacy design  
265 strategies can be identified as examples.

**Guidelines:** The guidelines adopted in this paper break down strategies into a  
lower-level, concrete set of instructions that a software engineer can follow.

**Patterns:** Design patterns are useful for making decisions about the organ-  
isation of a software system. A design pattern “*provides a scheme for*  
270 *refining the subsystems or components of a software system, or the rela-*  
*tionships between them. It describes a commonly recurring structure of*  
*communicating components that solves a general design problem within a*  
*particular context.*” [21]. Patterns solve a specific problem but are neutral  
or have weaknesses with respect to other qualities. In contrast, there are  
275 also ‘*anti-patterns*’. In software engineering, an anti-pattern is a design  
that may be commonly used but is ineffective or counter productive in  
practice [22].

**Tactics:** Patterns are built from tactics (e.g., *if a pattern is a molecule, a*  
*tactic is an atom*) [23]. In other terms, patterns package multiple tactics  
280 together to solve a specific problem. Tactics help to fine tune patterns and  
typically they address specific quality attributes and trade-off decisions.  
Each tactic may have pros and cons. New tactics can be introduced to an  
existing set in order to address existing weaknesses. However, this could  
introduce new issues or weaknesses as well. Ideally, we may try different  
285 tactics until eventually the side-effects of each tactic become small enough  
to ignore.

It is important to note that top three layers (principles, strategies, guidelines)  
primarily adopt a top-down approach. Typically, we adopt principles, strategies,  
or guidelines because they suggest good practices and have been historically or  
290 logically proven to reduce privacy risks. Typically, they are a blanket solution  
that aims to eliminate multiple privacy issues at a time (without addressing  
them individually). In contrast, patterns and tactics focus on solving specific  
problems. This is more of a bottom-up approach where we try to find solutions  
to specific privacy problems.

295 Let us explain these layers using an example. This example also highlights  
the fact that boundaries of these layers can be quite weak at times. **[Principle]**

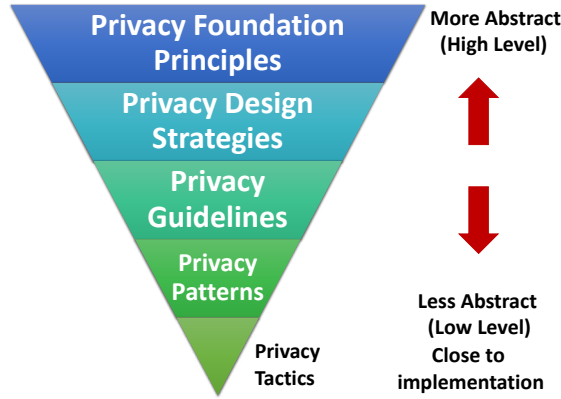


Figure 4: From high level principles to low level tactics: Rubinstein and Good [24] argue that making a specification or requirement for software design is to make it concrete, specific, and preferably associated with a metric. The layered approach aims to achieve this in a systematic way.

“Proactive not Reactive; Preventative not Remedial” is one of the principles proposed by the Information & Privacy Commissioner, Canada [20]. The official explanation is “The Privacy by Design (PbD) approach is characterised by proactive rather than reactive measures. It anticipates and prevents privacy invasive events before they happen. PbD does not wait for privacy risks to materialise, nor does it offer remedies for resolving privacy infractions once they have occurred - it aims to prevent them from occurring. In short, Privacy by Design comes before-the-fact, not after.”

By examining this principle, we may come up with a strategy called ‘Minimise’. [Strategy] Hoepman [9] describes the ‘Minimise’ strategy “as limiting usage as much as possible by excluding, selecting, stripping, or destroying any storage, collection, retention or operation on personal data, within the constraints of the agreed upon purposes”. Hoepman’s minimise strategy can be identified as a way to follow the ‘proactive principle’ (i.e. minimise the amount of data collected as a proactive measure to avoid or reduce potential privacy violations).

We can further break down the minimise strategy into guidelines. [Guideline] One minimise guidelines is “Minimise data raw data intake”. We describe this guideline as “Whenever possible, IoT applications should reduce the amount of raw data intake. Raw data could lead to secondary usage and privacy violation. Therefore, IoT applications should consider converting (or transforming) raw data into secondary context data.”[8]

A privacy pattern can be identified as a low-level design that aims to solve a specific privacy challenge. The relationship between guidelines and patterns may be quite weak as, in most instances, patterns can stand by themselves as problem solving techniques. However, privacy patterns can still be identified as low level designs that help to implement guidelines. Continuing the example, a

[**pattern**] we extract could be <sup>1</sup> called ‘*Online Activity Detector*’. This pattern extracts orientation (e.g. sitting, standing, walking) by processing accelerometer data and only stores the results (i.e. secondary context) and deletes the raw accelerometer data.

The [**Tactics**] ‘*Online Activity Detector*’ pattern may compose tactics such as ‘average’ and ‘periodic delete’. The ‘Average’ tactic may be used to prepare accelerometer data for activity detection. The ‘Periodic delete’ tactic may be used to delete data after detection. In some designs ‘Periodic delete’ may be replaced with a ‘In-memory processing’ tactic which aims to perform the activity detection without writing the data to long-term storage media.

#### 4.3. Overview of the Guidelines

For ease of reference, we present an overview of our privacy guidelines in Table 1. These guidelines are based on Hoepman’s [9] privacy strategies, which we determined to be the most appropriate starting point for developing a more detailed set of PbD guidelines for IoT applications. The guidelines were compiled by using the structured-case research method [25], which is often used for building theory in information systems research. A more detailed explanation on each of the guidelines and reasoning behind the extraction of each guideline is presented in [8].

The guidelines allow software engineers to customise them as needed to suit their IoT applications. For example, certain applications will require aggregation of data from different sources to discover a certain new knowledge (i.e. new pieces of information). Such approaches are not discouraged as long as data is acquired through proper consent acquisition processes. However, IoT applications, at all times, should take all possible measures to achieve their goals with a minimum amount of data. This means that out of the eight privacy design strategies proposed by Hoepman [9], minimisation is the most important strategy.

In our previous work [8], we identified two major privacy risks, namely, secondary usage ( $\otimes$ ) and unauthorised access ( $\ominus$ ) that would arise as consequences of not following the guidelines. Secondary usage refers to the use of collected data for purposes that were not initially consented to by the data owners [26], which can lead to privacy violations. Unauthorised access is when someone breaches the confidentiality of the data during any phase of the data life cycle by gaining without proper authorisation. The above symbols above are used to denote which threat is relevant to each guideline. In Table 1, privacy guidelines are colour coded based on the primary privacy design strategy that they belong to. However, it is important to note that some guidelines may belong to multiple design strategies. For example, (**Guidelines 6**) *minimise data retention period* can primarily be identified as a minimise strategy, but it can also be classified as a hide strategy as it reduces the period for which data is visible.

---

<sup>1</sup>Detailed discussions about patterns and tactics are outside the scope of this paper.

Guideline	DA	DPP	DPA	DS	DD	Capability
1-Minimise data acquisition	✓	✓				
2-Minimise number of data sources	✓					
3-Minimise raw data intake	✓	✓				
4-Minimise knowledge discovery			✓			
5-Minimise data storage				✓		
6-Minimise data retention period				✓		
7-Hidden data routing	✓				✓	
8-Data anonymisation	✓	✓	✓		✓	
9-Encrypted data communication	✓				✓	
10-Encrypted data processing		✓	✓			
11-Encrypted data storage						
12-Reduce data granularity	✓	✓	✓		✓	
13-Query answering					✓	
14-Repeated query blocking					✓	
15-Distributed data processing			✓			
16-Distributed data storage				✓		
17-Knowledge discovery based aggregation	✓	✓	✓	✓	✓	
18-Geography based aggregation	✓	✓	✓	✓	✓	
19-Chain aggregation	✓	✓	✓	✓	✓	
20-Time-Period based aggregation	✓	✓	✓	✓	✓	
21-Category based aggregation	✓	✓	✓	✓	✓	
22-Information Disclosure	✓	✓	✓	✓	✓	
23-Control	✓	✓	✓	✓	✓	
24-Logging	✓	✓	✓	✓	✓	
25-Auditing						
26-Open Source						
27-Data Flow Diagrams						
28-Certification						
29-Standardisation						
30-Compliance						

Risk Types: Secondary Usage (⊗), Unauthorised Access (⊖)

Minimise	Hide	Separate	Aggregate	Inform	Control	Enforce	Demonstrate	Privacy Risks
✓	✓							⊗ ⊗ ⊖
✓								⊗ ⊗ ⊖
✓			✓					⊗ ⊗ ⊖
✓								⊗ ⊖ ⊖
✓								⊗ ⊖ ⊖
✓	✓							⊗ ⊖ ⊖
	✓							⊗ ⊖ ⊖
	✓							⊗ ⊖ ⊖
	✓							⊗ ⊖ ⊖
	✓							⊗ ⊖ ⊖
	✓							⊗ ⊖ ⊖
✓	✓							⊗ ⊖ ⊖
✓	✓							⊗ ⊖ ⊖
		✓						⊗ ⊖ ⊖
		✓						⊗ ⊖ ⊖
			✓					⊗ ⊗ ⊖
			✓					⊗ ⊗ ⊖
			✓					⊗ ⊗ ⊖
			✓					⊗ ⊗ ⊖
			✓					⊗ ⊗ ⊖
				✓			✓	⊗ ⊗ ⊖
					✓	✓		⊗ ⊗ ⊖
						✓	✓	⊗ ⊖
							✓	⊗ ⊖
							✓	⊗ ⊖
							✓	⊗ ⊖
							✓	⊗ ⊖
							✓	⊗ ⊖

Table 1: Privacy-by-Design Framework

#### 4.4. Use of Privacy-by-Design Framework

365 The objective of the proposed PbD framework is to help software engineers  
to ask the right questions regarding privacy protection when designing IoT ap-  
plications and their architectures. Our approach integrates privacy guidelines  
into a framework that includes a method for engineers to start thinking about  
privacy and incorporate privacy features into IoT application designs. A piece  
370 of software is designed to solve a problem. Sometimes, a problem may be iden-  
tified by a person who is affected by the problem (e.g., Robert, Michael or Jane  
in our motivating scenarios). At other times, a third party company may iden-  
tify a generic problem that affects many other people (e.g., Enterprise resource  
planning solutions). This type of software engineering is common in the IoT  
375 domain as well. Some IoT solutions are generic middleware platforms that can  
be used to build end to end applications. Others are complete IoT applications  
that aim to solve a specific problem [2, 27].

However, problem owners mainly focus on the requirements that would help  
to solve their problem [23], ignoring privacy considerations. Therefore, privacy  
380 requirements are largely overlooked when designing software architectures for  
IoT applications. The PbD framework allows both problem owners and soft-  
ware engineers to sit together and discuss the problem and incorporate privacy  
protecting measures into IoT application designs.

In section 3, we presented three use case scenarios. For each scenario, we  
385 have a problem owner’s expectation and a brief set of requirements. There is  
no explicit reference to privacy protecting measures. We assume, additional  
information can only be gathered through questioning the problem owners and  
domain experts. In the studies reported later in this paper, we simulated such  
discussions between the problem owners (i.e, represented by ourselves, the re-  
390 searchers) and the software engineers (i.e., represented by the study partici-  
pants). Our hypothesis was that the PbD framework will help software engi-  
neers to ask questions from both problem owners and domain experts in order  
to extract detailed requirements that could be used to design privacy into IoT  
applications.

395 To illustrate how this might work in practice, let us revisit the scenario pre-  
sented in section 3.1 and use our PbD framework to extract privacy requirements  
for designing a privacy-aware IoT application.

**Guideline 1** leads software engineers to ask the question: what types and  
quantities of data are required to achieve the Robert’s objective? In our scenario  
400 the problem owner responds as follows:

*Robert collects data using wearable sensor kits. The collected data types are  
pulse, oxygen in blood (SPO2), airflow (breathing), body temperature, electro-  
cardiogram (ECG), glucometer, galvanic skin response (GSR-sweating), blood  
pressure (sphygmomanometer), patient activity (accelerometer) and muscle /  
405 eletromyography sensor (EMG). Accelerometer is used to derive patient activ-  
ity. In addition to the sensor data, weather information such as temperature,  
humidity are also important for the Robert’s research. Patients’ mobile phones  
GPS sensors and weather APIs are used to collect such information. The data*

collection sampling rate is expected to be 30 seconds. Data is only required to  
410 be collected when patients are performing either one of the monitored activities  
(i.e. walking with walker or crutches, or climbing stairs).

Based on this information the software engineer can decide not to acquire  
any other types of data and also design appropriate sampling rate controls into  
the application. This will have the effect of minimising data acquisition and  
415 reducing the risk of both secondary usage and unauthorised access to private  
data.

In a similar fashion, guidelines 3, 5, 20 and 21 would lead a software engineer  
to ask questions such as: what type of data is required in raw format and what  
type of information can be aggregated in order to reduce privacy risks?. As a  
420 result, the following information may be gathered.

*Robert requires oxygen in blood (SPO2), airflow (breathing), body tempera-  
ture data types in raw format which need to be accurate. The data collection  
sampling rate is expected to be five seconds. In contrast, other data items can  
be aggregated into averaged values (e.g., aggregated over two minutes).*

425 Similar guidelines based questioning can be used to extract privacy require-  
ments which the software engineers can use to systematically design privacy into  
the IoT application. Due to space limitations, we don't detail all the questions  
that could be asked in relation to the scenario. Instead, below we provide the  
information that could be acquired using our PbD approach by annotating a de-  
430 tailed description of the scenario with references to the relevant PbD guidelines  
at the end of each statement.

*The sensor kit is expected to push data to the patient's mobile phone us-  
ing Bluetooth. The mobile phone pushes data to the rehabilitation centre's local  
server using Wi-Fi. The local server pushes data to the cloud IoT platform.*  
435 *Patients come to the rehabilitation centre 3 days a week in order to perform the  
tasks assigned to them. Another 3 days they perform the task at their homes.  
The smart phone is expected to push data to the local server at the end of each  
day (**Guideline 6**). However, if the patients perform their tasks at home, data  
need to be kept stored on the mobile until the next time they visit the rehabil-  
440 itation centre (**Guideline 6**). The speciality nurses monitor the progress and  
advise the patients on weekly basis. The speciality nurses' responsibility is to  
make sure that the patient are performing the tasks as assigned by the recom-  
mendation system and assists patients if they have any difficulties in following  
the assigned tasks and schedules. Robert is required to analyse data every six  
445 months in order to understand the how to improve the rehabilitation processes in  
a personalized manner (**Guideline 6**). For long term data analysis purposes,  
Robert's application stores data after averaging over five minutes (**Guideline  
6**).*

*Robert's application requires averages over five minutes when patients are  
performing their tasks (**Guideline 20**). Patient data can be anonymized (**Guide-  
450 line 8**). Data storage in both mobile device, local server and Robert's cloud  
server should store data in encrypted form (**Guideline 11**). End-to-end en-  
cryption can be used to secure the data communication (**Guideline 9**). Robert  
does not require the exact locations where patients may have performed the activ-*

Table 2: Relevant Privacy Requirements for Each Use Case Scenario

Guideline (↓) Use Case Number (→)	1	2	3
1-Minimise data acquisition	✓	✓	✓
2-Minimise number of data sources	–	✓	–
3-Minimise raw data intake	✓	✓	✓
5-Minimise data storage	✓	✓	✓
6-Minimise data retention period	✓	✓	✓
7-Hidden data routing	✓	✓	✓
8-Data anonymisation	✓	✓	✓
9-Encrypted data communication	✓	✓	✓
11-Encrypted data storage	✓	✓	✓
12-Reduce data granularity	✓	✓	✓
15-Distributed data processing	✓	✓	✓
16-Distributed data storage	✓	✓	✓
18-Geography based aggregation	–	–	✓
20-Time-Period based aggregation	✓	✓	✓
21-Category based aggregation	✓	✓	✓
	13	14	14

ities. The requirement is to acquire the weather parameters such as temperature, humidity, etc. Therefore, location data can be abstracted without affecting the accuracy of the data (**Guideline 12**). In this IoT application, data processing and storage happens in three different nodes, namely, 1) patient phone, 2) local server, and 3) Robert’s cloud server (**Guideline 15 and 16**).

The above example illustrates how the PbD guidelines could be used to extract additional information regarding a use case which enables software engineers to design appropriate privacy enhancing features into their IoT applications. In order to evaluate the effectiveness of our PbD framework, we developed similar detailed requirement descriptions for each of the use case scenarios, which we have omitted here due to space limitations. It is important to note that not all privacy guidelines are relevant to all IoT applications. In Table 2, we summarise which privacy guidelines are relevant to each scenario.

## 5. Evaluation

This section explains how we evaluated our PbD framework, together with our research methodology. Specifically, our evaluation is based on the following two studies:

1. **Study 1 (Primary):** [Interview based] This was our primary study in which we tested our main hypothesis: ‘Can the proposed PbD framework guide software engineers with varied levels of experience to design IoT applications that are more privacy-aware than they would do otherwise?’ Additionally, we explored engineers’ perception of each guideline, their

usefulness, and applicability in different IoT use case scenarios - collectively referring to this as the engineers' *privacy mindset*. The study was administered by a researcher and focused on both quantitative (for hypothesis testing) and qualitative data.

2. **Study 2 (Secondary):** [Online activity based] This was a self administered online study. In this study, we explored the engineers' privacy mindset with respect to each guideline. In contrast to Study 1, here we used an anonymous, informal, and relaxed methodology using a self administered online activity that could be completed over a 3-day period. We used this study to strengthen our findings from Study 1 as well as to reach theoretical saturation<sup>2</sup>. In this study, we mainly focused on qualitative data (though we present some quantitative aspects).

For each study, we first explain the aims of the study followed by a description of the participant recruitment strategy and sample size. Finally we describe the procedures followed at each step of the study. In adopting this approach, we were partially inspired by the evaluation strategies used by comparable techniques, particularly the evaluation methodology used for LINDDUN [29], including adopting a use case based evaluation technique.

#### 5.1. Study 1 (Primary) - Interview-based

##### 5.1.1. Purpose

The purpose of this study is to explore how our PbD framework can help software engineers to design privacy-aware IoT applications. Through user studies, using quantitative and qualitative data analysis, we aimed to answer following three questions that explore the effectiveness of the proposed PbD framework. We discuss these questions later in this section.

- Can the proposed PbD framework guide less experienced (novice) software engineers to design IoT applications that are more privacy-aware than they would do otherwise?
- Can the proposed PbD framework guide more experienced (expert) software engineers to design IoT applications that are more privacy-aware than they would do otherwise?
- Out of novice and expert software engineers, who would benefit most from the proposed PbD framework? or in other words, does the level of software engineering expertise matter when it comes to incorporating privacy protection features into IoT application designs?

In the first two questions above, we consider the design of an IoT application to be more privacy-aware if the designer considers a greater number of

---

<sup>2</sup>Theoretical saturation is the phase of qualitative data analysis in which the researcher has continued sampling and analysing data until no (or very minimal) new data appear [28]

privacy concerns to incorporate appropriate privacy protecting features. We  
 515 measure this in terms of the number of privacy guidelines considered by the  
 study participants when designing the example IoT applications.

### 5.1.2. Recruitment and Remuneration

In total, we recruited 10 participants for the study of which five were novice  
 software engineers and five were expert software engineers. A participant was  
 520 classified as a novice if they had less than three years of experience (full-time)  
 in a software engineering role (design or development). Participants with more  
 than three years of experience (design or development), were considered to be  
 experts. We adopted an opportunistic sampling technique and participants were  
 recruited from the staff and student populations across two universities in the  
 525 United Kingdom. No criteria other than software engineering experience was  
 considered when recruiting participants. We collected demographic informa-  
 tion such as age, highest education qualification, and the number of years in  
 a software engineering role. Each participant was compensated with shopping  
 vouchers valued at GBP 20. There were no failure criteria as long as the par-  
 530 ticipant attend the data collection session of the study. The study design was  
 reviewed and approved by our institution’s Human Research Ethics Committee.  
 Table 3 summarises the demographic information about the participants. We  
 have labelled them E1-E5 (Expert) and N1-N5 (Novice) and consider them to  
 be independent cases for the purposes of our qualitative analysis process.

### 5.1.3. Procedure

All the data collection sessions were carried out as 1-to-1 lab-based observa-  
 tional studies [30]. The principal investigator (PI) acted as the facilitator as well  
 as the observer during each of the sessions. The duration of each session was 1.5  
 hours. At the beginning of the each session, participants were given the consent  
 540 form to sign off and brief demographic information was collected. We audio

Table 3: Demographics of Study 1 (Primary Study)

ID	Age	Highest Qualification (ICT)	Years of Experience	Area of Experience
E1 (Male)	20-29	MSc	4 (Expert)	Desktop, Mobile, Web
E2 (Female)	30-39	PG(Diploma)	8 (Expert)	Mobile, web, system integration
E3 (Female)	30-39	MSc	8 (Expert)	Embedded, Textile Design, wearable
E4 (Male)	40-49	BSc	10 (Expert)	Data Science
E5 (Male)	20-29	BSc	6.5 (Expert)	Desktop, Mobile, Web
N1 (Male)	30-39	PhD	3 (Novice)	Signal Processing
N2 (Male)	30-39	MSc	2.5 (Novice)	Desktop
N3 (Male)	20-29	BSc	3 (Novice)	Desktop
N4 (Male)	30-39	MSc	1 (Novice)	Desktop
N5 (Male)	30-39	MSc	3 (Novice)	Web

recorded all the discussions between the participants and the PI for qualitative analysis purposes. Next, participants were given an instruction sheet, as shown in Figure 5, that comprised a set of example notations that could be used to illustrate the design of the IoT applications. Participants were reassured that adherence to the notation was not essential.

We divided the rest of the study into three rounds, first with no guidance to consider privacy or reference to the PbD framework (Round 1), then with a prompt to consider privacy requirements for the use cases but no reference to the PbD framework (Round 2), and finally using the PbD framework (Round 3). However, this segmentation was only used to structure the discussions and observations and none of the rounds were formally acknowledged or identified during the sessions.

**Round 1 (NoPrivacy)** - *IoT application design without any guidance to consider privacy or reference to the PbD guidelines*: It is important to note that we informed the participants that this is an IoT application design study, without making any reference to privacy. This was done with the expectation that participants would be unbiased and follow their natural process for designing an IoT application. We gave them separate A4 sheets to draw their IoT application

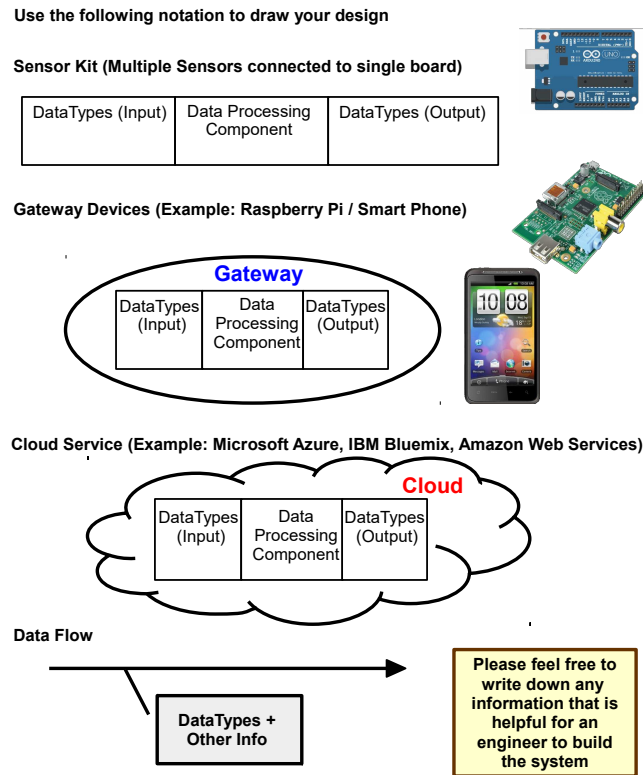


Figure 5: Notations to be used in IoT application Design

560 designs with respect to each use case. They were briefed about the notations they could use, but we did not restrict them to any particular notation as long as their designs were understandable and clearly annotated.

The participants were asked to design IoT applications to satisfy the requirements of each the scenarios presented in Section 3. Initially the participants worked from the summary descriptions provided in this paper but the PI was 565 prepared to provide more detailed information, similar to that presented in Section 4.4 if the participant explicitly asked any related questions. We designed the study to simulate a conversation between a software engineer and a problem owner, where the engineer is trying to elaborate the requirements and design the architecture of the IoT application.

570 We encouraged participants to ask as many question as possible about the case studies and application requirements. This means that participants could have asked any question regarding privacy requirements if they wanted to. Some of the commonly asked questions are discussed later in this paper. We gave them 50 minutes to complete the IoT application designs for the three use cases provided. However, the time limit was only a guide to the participants and 575 was not enforced. The actual time taken for each study varied based on the time taken by the participants on each phase. So the actual total time varied between 1 hour and 15 minutes to 2 hours. We always allowed each participant to naturally progress through their designs without rushing them through each phase. After the designs were completed, we asked the participants to explain 580 their designs and briefly justify their design decisions.

**Round 2 (WithPrivacy)-** *IoT application design with guidance to consider privacy but without privacy guidelines:*Next, we gave participants a ten minute introduction on privacy. In order to achieve consistency, accuracy, 585 and a well recognised description of privacy and related challenges, we selected two videos<sup>3</sup> <sup>4</sup> from YouTube produced and published by *Privacy International* (www.privacyinternational.org). The objective of showing these videos to each participant was to provoke them to think about privacy and help them to recall their past experiences and knowledge of dealing with privacy issues. This was 590 intended to help them with the next task. It is important to note that we did not provide any additional material on privacy at this stage.

Next, we asked the participants to refine their previous IoT application designs further to protect user privacy. Similar to the previous round, questions were welcomed. We gave the participants 20 minutes to refine the IoT appli- 595 cation designs for the three use cases provided. For Round 2, they wrote in a different colour to round 1, which enabled us to distinguish the design activities from each round clearly. After the revisions were made, we asked the participants to explain their revised designs and how they improved privacy protection.

600 **Round 3 (WithPbDGuidelines) -** *IoT applications design with privacy*

---

<sup>3</sup>What Is Privacy? (youtube.com/watch?v=zsboDBMq6vo)

<sup>4</sup>Big Data (youtube.com/watch?v=HOoKhnvoYkU)

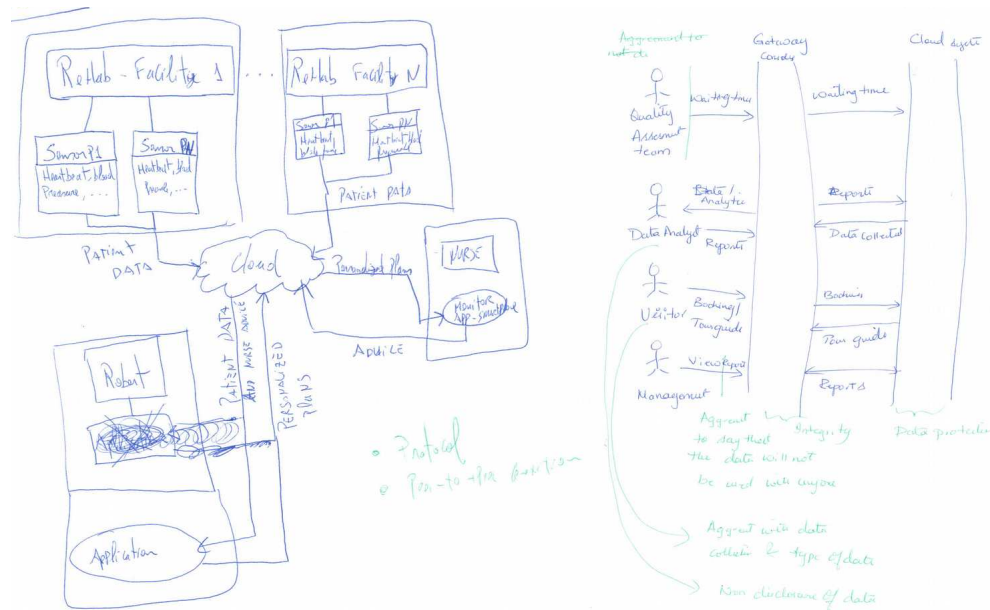
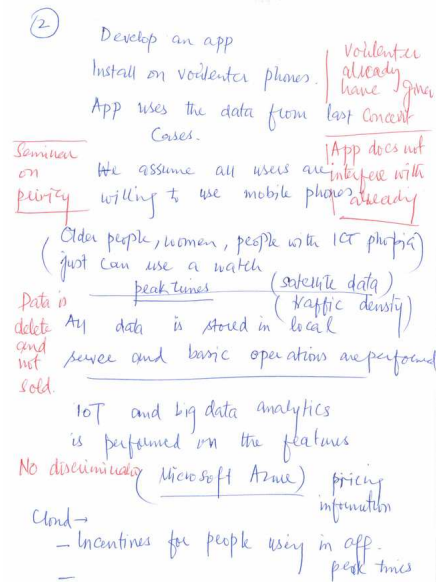


Figure 6: Sample IoT application designs that illustrate a variety of approaches used by participants to express their high-level designs. In addition to block diagram notations based on the examples we provided, participants used sequence diagrams, pictorial diagrams and detailed text descriptions as illustrated above.



*guidelines:* Finally, we gave participants an introduction on the PbD guidelines and how to use them. We asked the participants to refine their previous IoT application designs to protect user privacy. Similar to the previous round, questions were welcomed. We gave the participants 20 minutes to enhance the privacy features of their IoT application designs for the three use cases provided. After the revisions were made, we asked the participants to explain their revised designs and how they improve privacy protection. Once completed, we collected the IoT application designs produced by the participant. Some sample application designs produced by participants are presented in Figure 6.

## 5.2. Study 2 (Secondary) - Online Activity-based

### 5.2.1. Purpose

Study 1 was conducted by a researcher using an interview-based approach. Therefore, participants may have been compelled to think and perform harder during the study. On the other hand, at times we failed to convince the engineers to apply certain guidelines into a given IoT application scenario. In real world situations, these PbD guidelines would need to be used by engineers without supervision (or assistance). By taking these factors into consideration, we designed a second study aimed at exploring the engineers' mindset towards the PbD guidelines. More specifically, we explored what software engineers think about each guideline, their reasoning and decision making process when applying them. It is important to note that the data gathered in Study 2 addresses the same question as Study 1 (Round 3), albeit in a different context. We used Study 2 to strengthen the findings of Study 1 as well as to reach theoretical saturation [28] and we will compare these results in Section 6.

### 5.2.2. Recruitment

In total, we recruited 17 participants, one of whom dropped out, giving us a final set of 16 participants. This survey, which was conducted at a French University with participants who were Masters students and were recruited using a convenience sampling approach. No compensation was given to the participants. The study involved completing 32 IoT use case scenarios. Based on the lessons we learned from Study 1, we did not consider the level of experience to be a relevant factor in this study. The demographic summary for the participants is presented in Figure 7.

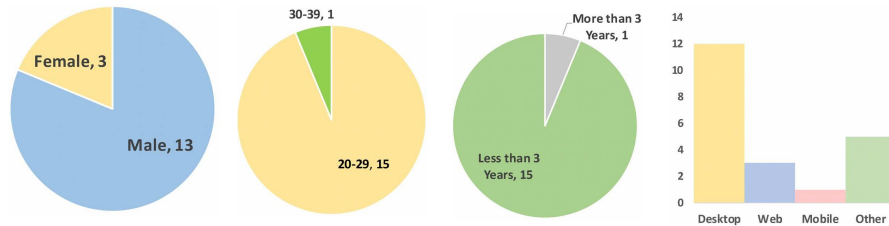


Figure 7: Demographics of Study 2 (Secondary Study)

### 5.2.3. Procedure

This study was organised using two online surveys. Each participant was given three days to complete the activity. As in Study 1, we used the three case studies presented in Section 3. We formulated the each survey into two logical rounds (in contrast, to the three rounds in Study 1): 1) *without privacy guidelines*, and 2) *with privacy guidelines* the details of which are as follows:

**Round 1:** A use case scenario is presented to each participant. Then, we asked the question “*What kind of privacy protecting measures might you incorporate into the IoT application design?*”. We also recommended the participants to sketch a data flow diagram saying “*Even though it is not required, it might be useful for you to sketch a data flow diagram to understand how you might want design the IoT application*”.

**Round 2:** In this round, we presented different PbD guidelines, one by one, and asked the participants to answer appropriately. ( “*Please read the above privacy guideline. Do you think this guideline can be applied to the IoT application design? If 'Yes'; please briefly explain how you might apply this guideline. If 'No': Please explain why this guideline cannot be applied*”).

## 6. Findings, Discussion and Lessons Learned

In this work, we followed the multimethod-multistrand method [31]. More specifically, we used two data collection methods (i.e., interviews and online activities) and collected multiple types of data (i.e., IoT application designs [drawings]), participants views [audio], participants ability to identify privacy preserving measures [numeric]). In this section, we first analyse and discuss the results quantitatively. Our aim is to address the three questions presented earlier in Section 5.1 with the help of data collected through Study 1. Later, we discuss the results of both Study 1 and 2 qualitatively in order to understand software engineers’ approach towards designing privacy-aware IoT applications.

### 6.1. Quantitative Analysis (Exploring Effectiveness)

As shown in Table 2, in Study 1 we expected each participant to identify a maximum of 41 privacy protecting measures (Use-case 1: 12 measures, Use-case 2: 14 measures, Use-case 3: 14 measures). The participants may identify these privacy measures either using their experience, common sense, or using the PbD guidelines. In total, we collected 410 data points (41 measures x 10 participants). We present an overview of the data gathered using two heat-maps in Figure 8 where the results for novice and expert software engineers are presented separately.

The heat-maps clearly show that both novice and expert software engineers were able to identify a greater number of privacy protecting measures by using the PbD guidelines than they would do otherwise. In Figure 9, we illustrate how the mean of the ‘*number of privacy measures*’ identified changes at different privacy knowledge levels, for novice and experts software engineers. The average number of privacy measures identified, in Round 1, by novices is 0.2 and experts

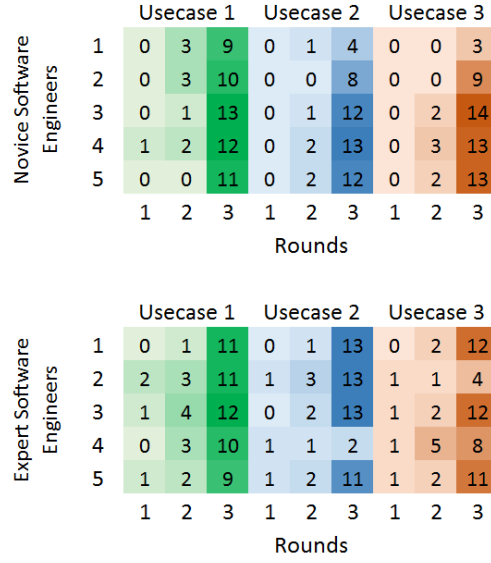


Figure 8: The three use-cases are marked using three separate colours. The x-axis denotes how many privacy protecting measures have been identified in each round (the darkness of the sharing is proportional to the number of privacy requirements identified). The y-axis denotes the participant ID.

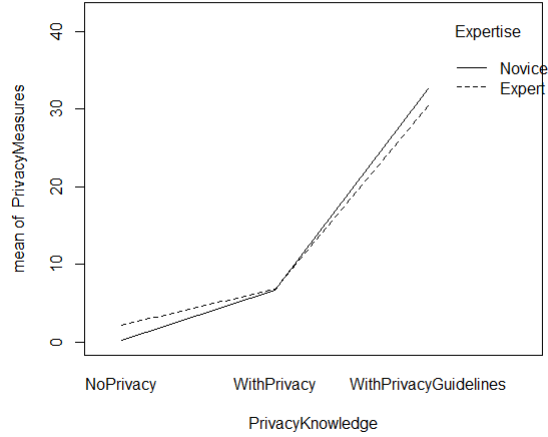


Figure 9: Number of privacy measures identified in each round

is 2.2. Similarly, the average number of privacy measures identified, in Round 2, by novices is 6.6 and experts is 6.8. Further, the average number of privacy measures identified, in Round 3, by novices is 32.6 and experts is 30.4.

Next, we ran statistical tests (i.e., ANOVA<sup>5</sup>) and found out that there is a significant difference between the number of privacy measures identified with and without the PbD guidelines (within=PrivacyKnowledge (ANOVA  $p = 2.099781e-09$ ;  $p < 0.05$ )). Further, our results show that the expertise of the software engineers (novice vs. expert) has no significant effect on the identification of privacy protecting measures (between=Expertise (ANOVA  $p = 6.897806e-01$ ;  $p < 0.05$ )).

Figure 10 illustrates which privacy guidelines have been identified in each round by the participants. It is important to note that PbD guideline 2 and 18 were only relevant in one of the use case scenarios which explains its unusually low identification rate in Figure 11. To avoid any confusion, we have presented the x-axis of the Figure 11 as a percentage. Comparatively, more participants have identified PbD Guideline 3 (Minimise raw data intake) and 20 (Time period based aggregation) in Round 1. However, our discussions revealed that participants integrated these features into their designs to meet functional requirements of the scenarios rather than due to a consideration of privacy. In Round 2, after we explicitly asked them to improve the privacy awareness of their IoT application designs, participants primarily identified Guideline 8 (data anonymisation), Guideline 9 (encrypted data communication), and Guideline 11 (encrypted data storage). In Round 3, there was no noticeable difference in the guidelines identified by the participants.

Results from both Study 1 (Figure 10) and Study 2 (Figure 11) are comparable, showing that participants mostly understand and agree with the usage of encryption (communication and storage) and data minimisation very well. How-

<sup>5</sup>[statistics.laerd.com/statistical-guides/one-way-anova-statistical-guide.php](https://statistics.laerd.com/statistical-guides/one-way-anova-statistical-guide.php)

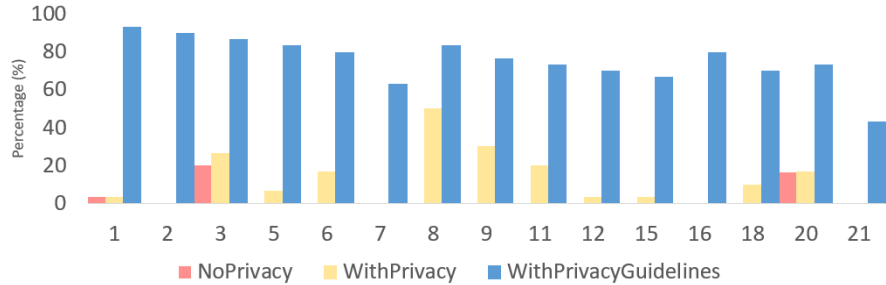


Figure 10: Study 1 - Privacy guidelines identified in each round: the x-axis denotes privacy guidelines by number and each colour represents the three rounds. The y-axis denotes the frequency with which participants identified a given privacy guideline. Legend for both Figure 10 and Figure 11: 1-Minimise data acquisition, 2-Minimise number of data sources, 3-Minimise raw data intake, 5-Minimise data storage, 6-Minimise data retention period, 7-Hidden data routing, 8-Data anonymisation, 9-Encrypted data communication, 11-Encrypted data storage, 12-Reduce data granularity, 15-Distributed data processing, 16-Distributed data storage, 18-Geography based aggregation, 20-Time-Period based aggregation, 21-Category based aggregation.

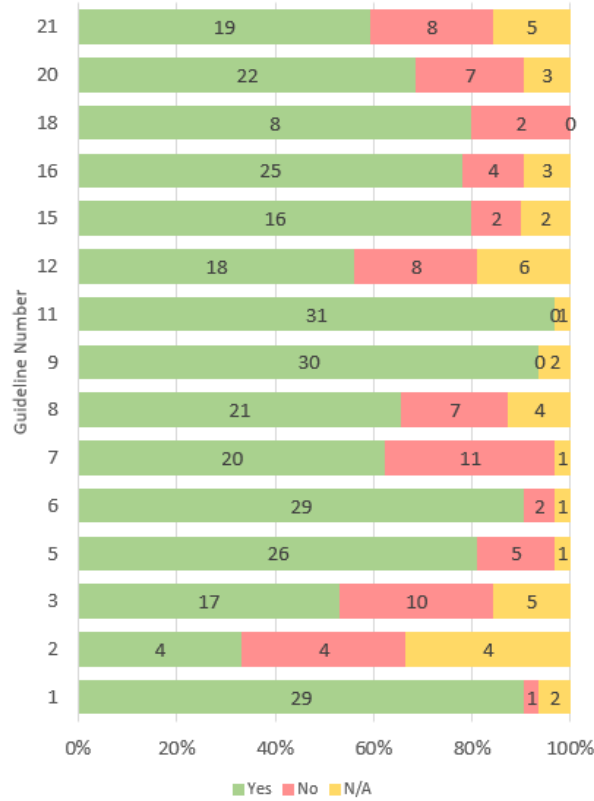


Figure 11: Study 2 - Participants’ view on whether a given guideline can be applied or not to the given IoT use case scenario. Legend: Yes = participant agrees that a given guideline can be applied; No = participant refuses to apply a given guideline; N/A = participant did not clearly specify whether the guideline is applicable or not.

ever, we observe a higher refusal / disagreement rate in Study 2. We discuss this phenomenon further in Section 6.2.

705 In total, we expected participants to identify a maximum of 410 privacy preserving measures that they could take in order to improve the privacy awareness of the three given IoT application scenarios. They identified 308 privacy preserving measures with the help of the PbD guidelines, giving a success rate of 75.12%. As shown in Figure 9, this result is significantly better than ‘without PbD guidelines’. Based on our discussions with the participants, we identified two main reasons why they sometimes failed to apply a given guideline to their designs: 1) the IoT application designs eliminates the need to apply certain privacy preserving measures; and 2) the lack of time. The former reason arises because PbD guidelines can only be applied in certain application design contexts. Some participants designed their IoT applications such that certain PbD guidelines were not relevant. We discuss one such example in the next section.

715

## 6.2. Qualitative Analysis and Lessons Learned

We followed Miles' framework [32] to conduct the qualitative analysis. Further, for data reduction phase, we use Richards' three tier coding technique (i.e., descriptive coding, topic coding, and analytic coding) [33]. The thematic areas we found by analysing the data across both studies are as follows:

1. Challenges of the methodology and opportunities.
2. Challenges towards adoption in the real-world.
3. Software engineers need to develop a *Privacy Mindset*.
- 725 4. Privacy guidelines provide cues for software engineers to follow and explore beyond their expertise.
5. Knowledge limitations and gaps could lead to weaker privacy designs.
6. Convincing software engineers to apply PbD guidelines could be difficult.
7. From Guidelines to Patterns: Different types of advice could be useful for software engineers to solve different privacy problems.
- 730 8. Guidelines should be better explained.
9. Guidelines are important and provide interesting ideas towards designing privacy aware applications.
10. Post hoc rationalisation: Software engineers felt guilty for not pro-actively taking measures to protect user privacy.
- 735 11. Acquisition of user consent should not be used to counter poor privacy design choices.
12. Stimulating and supporting consistency in privacy-aware designs.
13. Software engineers' IoT applications designs are influenced by their own expertise.
- 740 14. Privacy should not be treated like a secondary objective when designing IoT applications.
15. Some privacy issues can be eliminated by using alternative technologies.
16. Software engineers consider authentication and encryption as the only ways to protect privacy.
- 745 17. Over thinking and applications could lead to unnecessary complexities.

### 6.2.1. Challenges of the methodology and opportunities

As shown in Section 3, we formulated our study based on IoT use case scenarios. During the design of this study, we had to make a decision about the level of detail that we would provide in each scenario. Our aim was to provoke the participants thought process. Therefore, we decided to keep the scenario as brief as possible. However, we wanted to give them sufficient context information to start their thinking. By doing this, we expected participants to face difficulties in designing the IoT applications without our (i.e., the interviewer's) help. Therefore, we expected them to ask lot of questions about the scenario and design requirements. Further, we always informed the participants that we are happy to provide any information that is necessary to design the application and strongly encouraged them to ask questions. Further, we intentionally

760 embedded vague and questionable statements in each scenario to encourage participants to ask questions. Some examples of sentences from the scenarios are as follows:

[Extract from Use Case 2] *In order to develop an efficient and effective plan, Michael needs to understand movements of people and several other aspects of their activities.*

765 [Extract from Use Case 3] *However, TrueLeisure continuously monitors and assesses the service qualities and several other aspects in each of the amusement parks.*

Ambiguous phrases such as ‘*several other aspects*’ and ‘*understand movements of people*’ forced participants to ask questions such as ‘*What will be movements of people?*’ [E1] and ‘*What would be several other aspects? That’s kind of too broad.*’ [E1]. Further, in Use Case 3, we asked the participant to focus on capturing ‘*waiting time*’. However, participant E1 challenged this by saying ‘*Just the waiting time might not be enough*’. As expected this successfully initiated a natural conversation between the interviewer and the participant. 775 However, none of these discussions grew into privacy requirement gathering. Participants questions were primarily directed towards functional and technological requirements. This was not a complete surprise as this kind of mindset is the challenge we are trying to address. Hence, it strengthens our argument of the necessity of providing a PbD framework that could help engineers to develop a privacy mindset. 780

It is important to note that out of ten participants in Study 1 (30 designs) only one participant explicitly discussed privacy requirements during one of the Round 1 designs. For example, when formulating a design for Use Case 2, participant [E1] said ‘*Thinking about issues as privacy, for example, I would 785 just be interested to know how many are there and not who is there. By that I could, for example, use the signal of the mobile phone and identify how many mobile phones are there. Then I can kind of understand the movement.*’.

The total duration of the activity in Study 1 was about 1.5 hrs. It is clear that we asked participants to perform a substantial task during the given time 790 slot. Even though we did not hear any direct complaints about the workload or duration, at the time we felt that participants got tired. However, we do not consider this fatigue had any impact on our final results. On the other hand, we also need to understand that in a real-world scenario engineers would get tired. Going through privacy guidelines and deciding when, whether, or how to apply 795 them is a significant and tiring task, especially when the number of guidelines is significant. However, if we try to reduce the number of guidelines, this will increase the abstractness and ambiguity of each guideline (e.g., Ann Cavoukian [20]). In that situation engineer may get tired by thinking and translating principles into actionable guidelines by themselves. In either case it is hard 800 to avoid factors that could cause fatigue when applying privacy awareness in an IoT application without building PbD support into computer-aided design tools.

### 6.2.2. *Potential challenges towards adoption in the real-world*

We observe a higher refusal / disagreement rate in Study 2 (Round 3) compared to Study 1 (Round 3). We attribute this difference to a number of factors:

- Self-administered nature of the study: Study 2 participants had 3 days to complete the task and were therefore more relaxed. The eliminated any necessity (or pressure) to agree with the guidelines and motivated them to express their views freely.
- Absence of supervision: Study 2 participants completed the task on their own, so the lack of oversight for the process may have led to a lack of focus and performance.

However, Study 2 is much closer to real world situations where software engineers have to use the proposed PbD guidelines by themselves. Therefore, tooling support will be essential to assist software engineers to improve their application designs. Automated tools will help to overcome the above two factors.

### 6.2.3. *Software engineers need to develop a ‘Privacy Mindset’*

Software engineers are trained to think about software designs from a business view point. This is understandable as software engineering projects typically start with business requirements conducted by business analysts. For example, in Study 1, participant [N1] recognised the importance of anonymising and deleting the data with regards to Scenario 1 in Round 2. However, he was reluctant and refused to apply the same ideas to Scenario 3 saying ‘*I mean I can see a whole bunch of scenarios where they would want to pitch different kinds of deals to these individuals. That’s why I’m saying it’s very unlikely that they would adopt any sort of privacy enhancement measure, to get rid of or de-anonymise that data. Yes, just realistically I don’t see that happening in that use case*’. N1’s mindset is typical of many software engineers and while our PbD framework is a first step to changing this mindset, it is not a complete solution. Changing engineers’ thinking to make privacy a first-class consideration during design will require more effort such as sophisticated tools that can alter a given design (e.g., DFD diagram).

We also observed that some participants think about privacy very superficially. For example, participant [E4] was not particularly interested in thinking about privacy from certain aspects such data minimisation saying that ‘*So, that information would, in theory, it might be possible to infer from the raw data, but in practice that could be quite tricky (Laughter)*’. It is important to understand that not all engineers understand the challenges and risks relating to privacy. For example, the participant would not have said this if they knew about state of the art (e.g., accelerometer data from a smart wrist band can be used to identify ATM pin numbers<sup>6</sup>).

---

<sup>6</sup><http://uk.pcmag.com/smartwatches-1/82816/news/how-smartwatch-sensors-can-reveal-your-atm-pin>

Another aspect of the mindset problem is the blind assumption about some domains. For example, one of the use case scenarios we used was from the health-care domain. Participant [E2] correctly raised the concern that *‘how much is that going to impact the health plan, or the rehabilitation plan for that. If they don’t have access to those, to be able to link it to the medical records. Is that going to impact the patient, if the plan is kept separate from their own doctor?’*. This was in the context of thinking about applying the data minimisation guideline. However, more often engineers tend to assume that doctors need the most accurate data with highest possible granularity to make decisions, though it is not necessarily true in all cases. For example, participant [E3] was reluctant to apply privacy preserving measures thinking that her actions would jeopardise the medical outcomes and mentioned (in Study 1 - Round 2) *‘This one is quite challenging, this is the medical one, because obviously we need to use that data in order for the nurses to improve the experience in some way. So I do not know’*. We observed similar remarks in Study 2 as well. For example, one participant refused to apply category-based aggregation saying *‘It’s interesting, but it lacks precision in a medical context’*.

#### 6.2.4. **Privacy guidelines provide cues for software engineers to follow and explore beyond their expertise**

The IoT application development process requires different types of expertise to come together to work efficiently. This is a fundamental difference between traditional web, mobile, desktop, embedded software development and IoT development. Therefore, designing privacy aware applications could be challenging, particularly when the designer does not have certain types of expertise (e.g., networking [34], embedded design). For example, participant [E1] highlighted his lack of expertise saying *‘Yes. The main problem is the cloud itself because as the data will be going through the cloud, the data will be available for attackers or someone like that. A way just so it might be or to take a look into which cloud service we are using. The protocols and this kind of stuff because this will be really, really important. Yes. It’s not my speciality, this area’*. Privacy guidelines can effectively educate and inform intelligent, but non specialist engineers and designers. This is an important step towards developing a privacy mindset.

As a side effect, engineers may also learn to identify and respect different design requirements imposed by their colleagues who are looking at a given design from different speciality points of view (e.g., networking). Further, guidelines can also force non speciality engineers to look for speciality assistance as necessary to design more privacy aware applications. Without guidance, non speciality engineers may not know where or when to seek assistance. We heard similar expressions a few times during our studies, for example *‘The hidden data routing, I had not actually heard of that before, I think that is quite exciting. I think, yes, that would be good to do.’* [E3]. In another instance, participant [E2] mentioned that *‘The distributed data processing, I had not thought about at all to be honest I do not think but yes, I think it could definitely apply to all of these in some way. I am not sure how because I do not work in networks, or do this kind of stuff but I think that it would be good’*. These expressions convince

us that, guidelines play more than the guidance role, but can effectively play an educational role.

#### 6.2.5. *Knowledge limitations and gaps could lead to weaker privacy designs*

Previously, we discussed the challenge of engineers not having certain expertise. We also observed slightly different types of cases where the participants incorrectly believed what they knew was correct. For example, participant [N1] mentioned that *‘This is volunteers, it said, so I’m assuming that at the very start of this data collection, you would start off by collecting no data about the individual. Yes, so as far as you are aware, it’s just somebody. So that should be fine for that.’* However, this is not correct. Even though we might not gather personal data initially, it could be possible to track the volunteers, if the communication is not secured through encryption.

In another case, participant [E1] of Study 1 mentioned that *‘I guess it is not necessary to encrypt and anonymise the data.’* However, this is not true. Encryption and anonymisation techniques are designed for two different purposes. The ideal approach is to do both instead of picking one. These techniques act as two lines of defence. Encryption makes the data unreadable without authorization. However, even if a malicious party manages to decrypt the data, if the data is anonymised, the attacker will have to overcome the additional barrier of de-anonymising the data in order to cause a privacy breach. We found similar cases in Study 2 as well. For example, one participant mentioned that *‘Distributed data could not be necessary if all data is strongly encrypted’*. In reality, distributed storage and encrypted storage are two independent guidelines that can be applied together.

Based on these above cases, it is clear that knowledge limitations of software engineers could lead to IoT application designs with weak privacy protections for user data. The most reliable approach to address this challenges is to develop automated design tools to help the software design process.

#### 6.2.6. *Convincing software engineers to apply PbD guidelines could be difficult*

We realised that, at times, convincing a software engineer to apply a particular privacy guideline is difficult. For example, in Study 1, participant [N5] refused to apply ‘categories based aggregation guidelines’, even though we were successfully able to explain it to him saying *‘Yes, I understood, but I don’t think that we need the categories based aggregation.’* This means we need to do more to make these guidelines more useful, but also make sure we do not push engineers to over think as we discuss in section 6.2.17. One of the ways to address this issue could be developing privacy patterns. Patterns are more concrete and better suited to explaining their usage in a given context more effectively than guidelines. We observed similar difficulties in Study 2 as well. For example, one participant has refused to apply the data minimisation guideline by saying *‘No, we need precise data that we can treat , to be able to understand them’*.

930 **6.2.7. From Guidelines to Patterns: Different types of advice could be**  
935 **useful for software engineers to solve different privacy problems**

We noted that sometimes, engineers' thinking process was just wrong. For example, participant [E1] in Study 1 said that *'In this case, he needs to know which one person it is. It's important because the personal is a person then I can't anonymise or blow it. Yes. Because this one is really a personal thing, so I think the main problem is the cloud.'* However, this is not correct. In Use Case 1, personal information can be replaced by an identifier (for example, without using the real name. However, in this particular instance, [E1] concluded that personal data has to be retained. This kind of problem can be addressed by developing patterns. As we discussed earlier, patterns are solutions for common design problems. What we discuss here is a common problem that is not something unique to Use Case 1. Guidelines do have limitations on how concrete or specific they can be as they are developed with the expectation of applying to a wide range of circumstances. However, patterns on the other hand are ideal for addressing this kind of problem.

940 In a slightly different case, during Study 1 participant [N4] refused to apply the 'minimise raw data intake' guideline saying that *'I think it was not considered in scenario three, where I said that we will be sending the video feed to the Cloud. That can actually give the information regarding a particular user at that particular place'*. Then we asked the question *'Is it necessary to send the entire video?, Is it sufficient to extract and send some pieces of that?'*. Then the participant realised the applicability of this guideline and mentioned that *'Yes, instead of just sending the- because I was using the video feed- in the beginning I was using the video feed to calculate the queue times in the parking. So instead of sending just a complete video, you can just send the number plate information, if it can be done at the module at the camera. So you don't need to send that, because that will violate the personal space and privacy.'* This situation is somewhat difficult to handle by guidelines alone. Guidelines are designed to be broader than patterns and it is difficult to provide concrete examples. We believe that this kind of challenge can also be better managed through privacy patterns.

945 Let us consider the following extract from participant [E4]. *'So, Minimised data acquisition for study one. Actually, this was an interesting one, that I would say we didn't really think about at the beginning, because one of the ways in which I have failed to minimise data acquisition is continuous data collection, (Laughter) which we did have a reason for that, which was that it might be difficult for the user to have to switch- remember to switch it on and off.'* This problem could have easily avoided by programming the mobile devices to automatically switch on and off the data collection based on the context (e.g., when doing the exercise). However, sometimes we all may run out ideas and need a little help. Privacy patterns and automated tools could come in handy to address this type of challenge.

#### 6.2.8. *Guidelines should be better explained*

We also had few instances where participants struggled to understand the differences between some guidelines. For example, participant [E1] asked ‘*What’s the difference between the reduced data granularity and the minimise data acquisition?*’. Such difficulties can easily be addressed by providing an example. Further, we also had some disagreements with some guideline descriptions. For example, participant [N1] mentioned that ‘*Yes, that’s what I’m guessing. Can you call it distributed processing?*’. The root cause of this problem is that, most engineers think distributed processing is all about processing at different clouds or servers. However, hierarchical data processing also comes under distributed processing (e.g., some processing happens within micro-controllers and the further processing happens in the gateways and final processing happens in the cloud). We observed similar remarks in Study 2 as well. Participants have mentioned in several places that they do not understand certain guidelines or how they can be helpful. Figure 11 clearly illustrates this issue. However, these types of confusions and weaknesses (of PbD guidelines) can be easily addressed by providing examples.

#### 6.2.9. *Guidelines are important and provide interesting ideas towards designing privacy aware IoT applications*

Over the course of the study, a number of times, participants clearly and sincerely expressed that guidelines are useful. For example, relating to the ‘minimise data retention period’ guideline participant [E1] mentioned that ‘*This, I haven’t thought about it and this is very important. Very important.*’. We also had a number of instances where our guidelines have successfully changed the mind of the participants. For example, [N5] admitted the importance aggregating data saying ‘*So now I think if we collect the GPS data of that user, we need to aggregate the data by showing the GPS. The time periods by each aggregation, yes, I think this is quite an important thing because before that I did not think at all about that, but now I think instead of storing the raw data or the real time data, we just store the data in a certain amount of time, like, an hour or per days or per week, per month.*’.

#### 6.2.10. *Post hoc rationalisation: software engineers felt guilty for not pro-actively taking measures to protect user privacy*

We also observed post hoc rationalisation from most of the participants. After we showed the PbD guidelines, most of the participants felt the responsibility of addressing privacy issues in their IoT application designs. Their reactions when they realised some of the privacy issues with their designs suggested that they felt guilty about initially missing them. Most of them not only followed the guidelines and successfully improved their designs, but also claimed that they thought about certain privacy considerations before we showed them the guidelines, even though their designs did not show any evidence of this. This behaviour suggests that software engineers are well aware of the importance of privacy issues, though they do not make any effort to address them until an external impetus explicitly encourages them to do so. When we explicitly encouraged

them to address privacy issues, most of the participants felt the need to defend themselves and claim that they thought about privacy before. This post hoc rationalisation behaviour justifies the importance of developing a *Privacy Mindset* among software engineers. We observed three different types of responses: (1) revisionist answers where the participant says that they have thought about a certain guideline, but they have not mentioned it in their designs on paper and there is no evidence to suggest that they thought about it (e.g., ‘*So, I think I did consider the minimising the data that has been recorded*’[E2]), (2) reluctant acknowledgement that they haven’t thought about it (e.g., ‘*So, seven, I had sort of considered that, but need to make it more explicit*’[E2]), (3) reluctant acknowledgement with some guilt (expressed in facial expressions and tone) (e.g., ‘*It is tricky actually because when you are thinking about stuff you are like I am kind of understand it, but I was not really thinking that at the time. [Laughter]. So maybe actually the walking one should be N/A as well actually*’ [E3]).

#### 6.2.11. *Acquisition of user consent should not be used to counter poor privacy design choices*

We noticed the notion of using ‘consent forms’ as a way to overcome or bypass privacy challenges was a common option for many of the participants in our studies. In other words, engineers may come up with sloppy or poor application designs (in terms of privacy awareness) by using consent forms as an excuse. For example, participant [E2] mentioned that ‘*Okay. So, the first use case. Assuming that all the patients were part of the trial that the researcher is doing, and had already signed up to allowing the data to be tracked.*’. Further, she mentioned that ‘*The second one, as I said, these were volunteers, so, under the assumption that they’ve been signed up and made fully aware that this is going to track their movements*’. However, such a data collection approach is not allowed under the new GDPR regulations [35] where all the data collection and retention activities need to be justified and documented. We made similar observations in Study 2 as well. One of the participants mentioned that ‘*once analyses are made, data should be destroyed. However, the user may want to access to his old data to know his evolution. So I think it’s not possible to destroy them, unless the user asks for this*’. Ideally, there has to be a properly justified reason in order to store data. Therefore, storing data until user explicitly asks for deletion is a weak design choice, particularly in the context of GDPR.

#### 6.2.12. *Stimulating and supporting consistency in privacy-aware designs*

We also noticed that some participants struggled to maintain a consistent approach across the different scenarios. For example, participant [E1] suggested using secure protocols for communication with regards to Use Case 1 even before seeing our privacy guidelines. However, he did not suggest using secure protocols for Use Cases 2 & 3. Later, he did make the suggestion after seeing our guidelines saying ‘*Yes. This would help with one, but with two and three, I haven’t thought about it. Yes. I guess they are important to the use case two and use case three. That I haven’t thought it but yes. It is really good to think about it*’. This

issue is quite normal in many other domain. Maintaining consistency without any assistance is difficult. As we described in Section 4.1, in the medical field, check-lists were developed to guide surgical procedures. This is due to the fact that, even highly skilled doctors and medical staff struggled to always maintain consistency in practice without any assistance (i.e., reference points) [17].

1065 Additionally, we noticed that guidelines can also act as a stimulus to help engineers act upon things they already know. For example, [E3] admitted that she knows about data retention very well. However, she did not apply them in the design and said that *‘Yes, it is kind of in line with this one here. So, I*  
1070 *kind of had inadvertently had thought about but probably not a mega amount. I am also the kind of person who would collect all the data and then decide to do what afterwards. [Laughter]. I am the typical scatty artist like that. With the retention period, I mean I know that it is something that you obviously need to think about, but to be honest I had not really thought about it before even this.*  
1075 *I know from my own studies that I need to do that but when I was reading this I was not thinking, “Oh yes, I should only keep it for a little bit.” I guess you would delete it after you sort of put it into a secondary context.’* This means that there is a gap between engineers’ knowledge and actions. Guidelines can be used to bridge that gap by helping engineers address important issues that they may not want to pay attention to.

1080 Further, guidelines can be used to eliminate the challenge of having to deal with a ‘cold start’ (i.e., to start thinking about something without any assistance or structure). Therefore, guidelines could speed up the process. For example, in Study 1 we had one participant who could not identify any privacy measure in  
1085 Round 2 by himself. Even though this is one case out of ten, it is fair to assume this is not an isolated case. Participant [N3] mentioned that *‘About the privacy control, I don’t have that much of knowledge about the privacy control.’* and then vaguely mentioned using policies to govern the data management process. This suggests that privacy guidelines are useful in guiding this kind of engineer.

1090 We rarely noticed that participants ask direct privacy related questions in Round 1 of Study 1. Where such questions did arise, they mainly related to functional requirements gathering rather than being the result of the engineer having a privacy mindset. For example, participant [E4] asked *‘So, could you just give me an example of kind of sensor that we might have or an example*  
1095 *of the sort of data that you might be collecting from one of your patients?’*. However, from a PbD perspective, a better question to ask is *‘What would be the minimum data set that you need collect in order to achieve the task at hand?’*.

### 6.2.13. *Software engineers’ IoT applications designs are influenced by their own expertise*

1100 Design and development of IoT applications require different types of expertise to come together into a single design. These designs are influenced by the expertise of the engineers. For example, an engineer who is familiar with wireless network communication may look at a design with a data communications perspective. In Study 1, participant [N1] implicitly thought about data

minimisation from a networking point of view ‘Are you gathering a lot of data, meaning you will not be able to transmit it over a wireless network? Or is it sort of a very low-bitrate data that you can collect on the cloud and analyse later? I’m wondering if you need to do any data processing at all?’. It is important  
1110 to note that engineers may implicitly apply certain guidelines without thinking about privacy, instead thinking about challenges in their own expert areas as shown above. We don’t view such questions and decisions to be supportive of PbD because they are not based on privacy concerns.

Having expertise (or confidence) could also help engineers to make more  
1115 concrete design decisions. For example, participant [N2] based on his own expertise mentioned that ‘In this activity, we don’t need very specialised data. I think two sensors are enough, the gyroscope. I have written the gyroscope and the heart-rate monitor. That actually tells us a lot.’ In this extract, our participant, implicitly focused on the data minimisation guidelines. In this context,  
1120 the participant is confident that particular data types are sufficient to satisfy the requirements. This is in contrast to the view we saw in Section 6.2.14, where the participant mentioned her willingness to gather data ‘just in case’. More technical knowledge and expertise of the technology could lead to a change in mindset from gathering all data to gathering sufficient data.

One of the ways to address this challenge is to create IoT knowledge bases  
1125 as IoT application development becomes a mainstream endeavour. Therefore, it would be useful to develop usable tools that can inform engineers specifically regarding ‘what can be achieved by different types of data’. For example, what can be understood by analysing accelerometer data? What can be understood  
1130 by temperature data or the questions would be, What are the different ways to detect human presence in a certain locations. Different IoT application designs that achieve the same overall goal may have different consequences in terms of cost, accuracy, replicability, privacy awareness and so on. We propose to develop an IoT knowledge base where anyone can search for answers to questions  
1135 similar to the examples we provide above. Such a platform should be a crowd-sourced platform where different experts get to submit their experiences and also provide facilities to critique each others solutions. Such a resource would help the IoT application development community to collectively achieve their desired functional objectives in a privacy aware manner.

Privacy guidelines can also be used to justify or contrast other design decisions. For example, a decision to collect less data in order to save bandwidth can be strengthened by the arguments brought in by the data minimisation  
1140 privacy guideline. Such a triangulated decision will have much better chance in surviving in design reviews by multiple parties who have different expertise. These arguments may also be useful in strengthening the justification for design  
1145 decisions. For example, it would be more credible to put emphasis on the secondary benefits of the data minimisation guidelines, when possible, as it could be seen as not only a privacy protection measure but also a cost saving measure for the company in the long run. However, the challenge is to combine privacy  
1150 guidelines with secondary benefits. The knowledge bases discussed above could be useful to address this challenge.

#### 6.2.14. *Privacy should not be treated like a secondary objective when designing IoT applications*

Our study showed that software engineers do not consider privacy as a first class citizen in their IoT application designs. This justifies our decision to develop a PbD framework to guide the thought process of software engineers. During our user studies, participants candidly expressed their wish to collect as much data as possible (e.g., Participants [E2] said ‘*As a developer, you just want all of the data*’). We believe that this mindset of collecting as much data as possible needs to be changed towards a *privacy mindset* where only the most essential data items are gathered and processed. We explained the privacy risks of gathering non-essential data in Section 4..

Another participant signalled that it is acceptable to collect data without any control saying that ‘*If it’s completely anonymised, and it’s just business data about who’s come and come out.*’ [E2]. This mindset is also not supportive of PbD and creates additional problems such as resource wastage (e.g., for storage, data cleaning, data processing etc.). Further, anonymising is a risk mitigation approach, not a risk elimination approach. Anonymisation also could lead to privacy violations due to unlawful de-anonymisation approaches. We heard similar views with regards to data storage as well.

#### 6.2.15. *Some privacy issues can be eliminated by using alternative technologies*

An important aspect of IoT application design is the choice of the right sensors and technologies to collect data. We realised that these choices also have a direct impact on privacy. In relation to Scenario 2 (section 3.2), one of our participants [E4] used stationary sensors that do not capture any personally identifiable information to collect the necessary data (e.g., pressure sensors deployed in the ground, motion sensors, infra-red sensors, and so on). Sensor technologies have their own strengths and weaknesses. Similarly, privacy risks also vary depending on the technology used. However, the decision on what technology to use is based on the exact application, associated cost, and the privacy risks that the stakeholders are willing to take. For example, deploying pressure sensors on different paths of a given park would eliminate the necessity of hiring volunteers with wearable sensor kits and the associated privacy risks. However, deploying such sensing technology in the real world could be much more challenging, in terms of cost, time, and effort, than distributing number of sensor kits among volunteers. On the other hand, stationary sensors would eliminate the hassle of recruiting volunteers, managing them, and their sensor kits. The lesson is that privacy risks can also be reduced by selecting certain types of sensing technologies providing they are feasible to be used for the particular IoT application being developed.

#### 6.2.16. *Software engineers consider authentication and encryption as the only ways to protect privacy*

It is also important to note that three participants identified authentication as a measure of protecting user privacy. However, in our PbD framework, we

considered authentication [36] as a security measure rather than a privacy protection measure. Further, three participants highlighted the importance of acquiring consent from data owners before collecting data. They also pointed out the importance of giving control to the data owners so they can decide on which data to share. Both consent acquisition (information disclosure - guidelines 22) and control (guidelines 23) appeared in our PbD framework even though we did not use them in the user study. Study 2 (Round 1) also highlighted the same issue. As shown in Figure 12, the most common privacy protection measures identified are authentication and encryption.

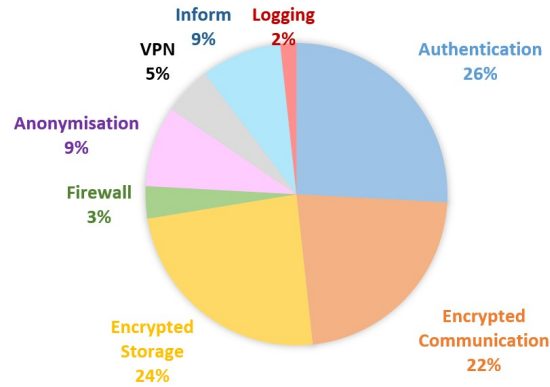


Figure 12: Common privacy protecting measures suggested by participants in Study 2 (Round 1 - Before seeing the PbD Guidelines)

#### 6.2.17. *Over thinking and applications could lead to unnecessary complexities*

We noticed that sometimes, using guidelines could be tricky and engineers may apply them by over-thinking the issues. Privacy guidelines are designed to guide the thinking process rather than mandatory steps that someone should follow blindly. Effectiveness needs to be thought through before using them. For example, participant [N5] mentioned that *‘Distributed data processing, I did not think about this before reading the guidelines. For scenarios two and three, we can distribute the data for processing. We send them to different Clouds, first of all with scenario three, like for attraction, like, we send the data for each attraction to different Cloud servers’*. Even though distributed processing is applicable in the scenario, it is not really a effective approach for Use Case 2. Attempting to employ multi-cloud processing as a way to apply distributed processing in Use Case 2 could lead to unnecessary complexity and higher costs with little contribution to privacy protection. Therefore, it is important to assess each context carefully before applying a particular guideline.

#### 6.3. *Limitations*

Although all the participants were able to understand our proposed guidelines, it was apparent that familiarity is key to applying them in a given IoT

1225 application design in a short period of time. For our study, we printed the PbD  
guidelines on plain A4 sheets as a list. However, the experience of our study  
participants highlighted that this type of printed list is difficult to follow and  
can be more time consuming to use. We believe that approaches such as *Privacy*  
1230 *Ideation Cards* [37] and KnowCards<sup>7</sup> would be more effective by allowing  
users to quickly familiarise themselves with the guidelines. In particular, using  
a colour coded, iconographic approach to represent the guidelines could help  
users remember them and thus leads to faster application of guidelines with less  
frustration.

An additional limitation of this work is that we did not consider the adaptive  
nature of privacy. While some decisions about implementing privacy preserving  
1235 measures can be taken at design-time, IoT applications are by nature unpredictable.  
As a result, the ability to adapt is an important feature in IoT applications.  
Ideally, IoT applications should be able to compose built-in privacy preserving  
techniques into a run-time configuration, that maximises the privacy protection  
level while maintaining the overall utility of the application.

1240 We would like to acknowledge that our design exercise is somewhat simplified  
compared to an real-world industrial design. For example, most of our  
participants omitted latest distributed system design strategies such as Software  
Defined Networks (SDN) and Network Functions virtualization (NFV).  
1245 We would attribute this to lack of specific knowledge of our participants. However,  
we do not believe this issue impact the results we derive as our objective  
was to measure the their PbD skills, not IoT infrastructure design skills.

## 7. Related Work

Our objective is to explore ways in which we can help software engineers  
to efficiently and effectively design privacy aware IoT applications. Towards  
1250 this, in this paper, we proposed a Privacy-by-Design framework based on a  
set of guidelines and an associated method for applying them. There are a  
number of existing frameworks that have been proposed to help elicit privacy  
requirements and to design privacy capabilities into systems. Privacy principles,  
privacy strategies, privacy patterns have been developed to support software  
1255 engineering processes. It is important to note that none of these approaches  
explicitly focus on the IoT domain or IoT application development processes.

Spiekermann [7] has identified a number of challenges in PbD approaches.  
Spiekermann identified PbD as “an engineering and strategic management ap-  
1260 proach that commits to selectively and sustainably minimise information sys-  
tems’ privacy risks through technical and governance controls.”. Privacy is a  
vague concept without a rigid definition. Therefore, at times, it is difficult to  
measure the effectiveness or efficiency of privacy protection techniques. Further,  
distinguishing privacy from security is vital in order to develop methodologies to  
address privacy challenges. Spiekermann [7] also highlights the problem of not

---

<sup>7</sup>know-cards.myshopify.com

1265 having widely agreed methodology for systematic engineering of privacy into  
systems. This justifies our attempt to develop a methodology to incorporate  
privacy protecting measures into IoT application designs.

Primarily, there are two approaches to incorporate privacy measures into a  
system design. The first approach is *threat-focussed*, explicitly examines a given  
1270 system design to identify privacy threats and address them. LINDDUN [29],  
which we discuss later in this section, can be considered to be an example of  
a threat-focussed approach. Privacy Impact Assessment (PIA) [38] is also an  
example of this approach. The second approach is *threat-agnostic*, which pro-  
poses applying a series of privacy protecting measures to a given design without  
1275 explicitly considering specific privacy threats. The expectation is to apply a  
set of blanket measures aiming to improve the overall privacy awareness of the  
design, not worrying about the threats involved. Our proposed methodology  
is an example of a threat-agnostic approach. Some other examples are privacy  
principles [20], and privacy strategies [9]. Both ‘*Threat-focussed*’ and ‘*Threat-*  
1280 *agnostic*’ approaches have their own strengths and weaknesses. Due to unique  
characteristics of each approach, a hybrid approach may potentially create bet-  
ter system designs.

**Threat-focussed** This approach eliminates specific threats that a system might  
have. Therefore, it is a mission oriented approach where it forces system  
1285 designers to think deeply about specific threats. On the down side, sys-  
tems may struggle to handle threats that the designers haven’t thought  
about during design time. Deep thinking processes would take more time  
and complexities could lead to poor threat analysis.

**Threat-agnostic** This approach is somewhat simpler and less error prone due  
1290 to the absence of a threat analysis process. However, the same reason could  
lead to weak privacy design caused by not handling specific threats unique  
to a given system. On the other hand, this approach has more chance to  
handle unexpected privacy risks at run time due to lower dependence on  
a threat identification processes. Therefore, highly dynamic systems may  
1295 benefit from this approach.

**Principles, Strategies, and Guidelines:** The original PbD is a frame-  
work proposed by Ann Cavoukian [20], the former Information and Privacy  
Commissioner of Ontario, Canada. This framework identifies seven core prin-  
ciples by which privacy sensitive applications should be developed. These are:  
1300 (1) proactive not reactive; preventative not remedial, (2) privacy as the de-  
fault setting, (3) privacy embedded into design, (4) full functionality positive-  
sum, not zero-sum, (5) end-to-end security-full life-cycle protection, (6) visibility  
and transparency- keep it open, and (7) respect for user privacy, keep it user-  
centric. Cavoukian and Jonas [42] have extended these principles by propos-  
ing seven more specific guidelines to build PbD systems to manage big data,  
1305 namely, (1) full attribution, (2) data tethering, (3) analytics on anonymized  
data, (4) tamper-resistant audit logs, (5) false negative favouring methods, (6)  
self-correcting false positives and (7) information transfer accounting. The ISO

Table 4: Summary of PbD Evaluation Methodologies

Area	Descriptions of Evaluation the approach
Garde-Perik [39]	This work explores the relative importance of complying with privacy related guidelines in the context of a Health Monitoring System. A total of 50 participants were given a text scenario describing a health care system. This system does not adhere to any of the OECD guidelines. Participants were then provided with potential fixes' to the system, each of which would make it comply with one specific OECD guideline. The guidelines were presented in pairs where participants needed to pick which guideline was most important.
Iachello et al. [40]	This work had developed a mobile application to conduct user studies in order to extract privacy guidelines. Those guidelines are then used to develop a second mobile application to evaluate and critique the proposed guidelines. Specific guidelines are presented later in this section.
Bellotti and Sellen [41]	This work has proposed a design framework for privacy in ubiquitous computing environments. They have proposed eleven criteria to evaluate a given design as presented later in this section. They take each criteria and evaluate it against their sample design.
LINDDUN [29]	<p>LINDDUN is a threat modelling technique that supports the elicitation of privacy threats during the early stages of the software development life-cycle. Three groups have been involved in the evaluation process (total of 8 individuals) where they were asked to create a DFD diagram for a given high level scenario description (two groups focused on a e-health system and one group focused on a smart grid system) and use it to elicit the privacy threats using the LINDDUN framework. Group discussions were used to gather the participants' experience. They analysed both the results the participants documented in their reports (discovered threats), as well as the opinions of the participants with regard to their hands-on experience.</p> <ul style="list-style-type: none"> <li>• <i>Correctness</i>: On average, how many threats uncovered by the participants are correct (true positives vs false positives)?</li> <li>• <i>Completeness</i>: How many threats are undetected by the participants (false negatives)?</li> <li>• <i>Productivity</i>: How many valid threats are identified by the participants in a given time frame?</li> <li>• <i>Ease of use</i>: Did the participants perceive the methodology as easy to learn and apply?</li> </ul> <p>In order to explore any flaws in the LINDDUN method, the researchers asked a panel of three privacy experts to perform an independent threat analysis of a smart grid system using their own expertise. They have measured the reliability by comparing the expert designs with those of their study participants.</p> <ul style="list-style-type: none"> <li>• <i>Reliability</i>: Is LINDDUN missing any important threats?</li> </ul>
Rubinstein and Good [24]	Based on a review of the technical literature, this work has derived a small number of relevant principles and illustrates them by reference to ten recent privacy incidents involving Google and Facebook.

29100 Privacy framework [43] has proposed eleven design principles, namely,  
 1310 (1) consent and choice, (2) purpose legitimacy and specification, (3) collection  
 limitation, (4) data minimisation, (5) use, retention and disclosure limitation,  
 (6) accuracy and quality, (7) openness, transparency and notice, (8) individ-  
 ual participation and access, (9) accountability, (10) information security, and  
 (11) privacy compliance. Wright and Raab [44] has proposed to extend these  
 1315 ISO guidelines by adding 9 more guidelines, namely, (12) right to dignity, i.e.,  
 freedom from infringements upon the person or her reputation, (13) right to  
 be let alone (privacy of the home, etc.), (14) right to anonymity, including the  
 right to express one's views anonymously, (15) right to autonomy, to freedom  
 of thought and action, without being surveilled, (16) right to individuality and  
 1320 uniqueness of identity, (17) right to assemble or associate with others without  
 being surveilled, (18) right to confidentiality and secrecy of communications,  
 (19) right to travel (in physical or cyber space) without being tracked, and (20)  
 people should not have to pay in order to exercise their rights of privacy (subject  
 to any justifiable exceptions), nor be denied goods or services or offered them  
 1325 on a less preferential basis.

The Fair Information Practice Principles (FIPPs) [45] proposed by the United  
 States Federal Trade Commission is also formulated as set of guidelines, namely,  
 (1) notice / awareness, (2) choice / consent, (3) access / participation, (4) in-  
 tegrity / security, and (5) enforcement / redress. Organisation for Economic  
 1330 Cooperation and Development (OECD) [46, 47] has also proposed similar pri-  
 vacy guidelines, namely, (1) notice, (2) purpose, (3) consent, (4) security, (5)  
 disclosure, (6) access, and (7) accountability. Historically, OECD guidelines  
 are considered as a successful milestone [46] where it laid the foundation for  
 both subsequent Data Protection Directive (95/46/EC) and General Data Pro-  
 tection Regulation (GDPR) [35]. Rost and Bock [48] have identified six data  
 1335 protection goals, namely, (1) availability, (2) integrity, (3) confidentiality, (4)  
 transparency, (5) unlinkability, and (6) ability to intervene. Fisk et al. [49]  
 have proposed three privacy principles, namely, (1) least disclosure [internal  
 disclosure, privacy balance, inquiry-specific release], (2) qualitative evaluation  
 1340 [legal constraints, technical limitations], and (3) forward progress.

Building on the ideas of engineering privacy by architecture vs. privacy-  
 by-policy presented by Spiekerman and Cranor [50], Hoepman [9] proposes an  
 approach that identifies eight specific privacy design strategies: minimise, hide,  
 separate, aggregate, inform, control, enforce, and demonstrate. This is in con-  
 1345 trast to other approaches that we considered. In a similar vein, Singh et al.  
 [51] have proposed 20 security consideration (somewhat similar to guidelines)  
 for IoT, namely, (1) secure communications, (2) access controls for IoT-cloud,  
 (3) identifying sensitive data, (4) cloud architectures: public, private, or hy-  
 brid?, (5) in-cloud data protection, (6) in-cloud data sharing, (7) encryption  
 1350 by *'things'*, (8) data combination, (9) identifying *'things'*, (10) identifying the  
 provider, (11) increase in load, (12) logging at large scale, (13) malicious *'things'*-  
 protection of provider, (14) malicious *'things'*-protection of others, (15) certi-  
 fication of cloud service providers, (16) trustworthiness of cloud services, (17)  
 demonstrating compliance using audit, (18) responsibility for composite ser-

1355 vices, (19) compliance with data location regulations, and (20) impact of cloud decentralization on security.

**Frameworks:** LINDDUN [29] is a privacy threat analysis framework that uses data flow diagrams (DFD) to identify privacy threats. LINDDUN focuses on eliminating set of pre-identified privacy threats using a systematic review of data flow diagrams. It consists of six specific methodological steps: (1) define the DFD, (2) map privacy threats to DFD elements, (3) identify threat scenarios, (4) prioritize threats, (5) elicit mitigation strategies, and (6) select corresponding privacy enhancing technologies. However, both LINDDUN and Hoepman’s framework are not aimed at the IoT domain. Further, they not prescriptive enough in guiding software engineers. Bellotti and Sellen [41] have proposed a framework for design for privacy in ubiquitous computing environments. They argue that systems must be explicitly designed to provide feedback and control about (1) capture [when and what information collected], (2) construction [what happens to information], (3) accessibility [which people and what software have access to information], and (4) purposes [why data is being collected]. They also propose eleven criteria to evaluate a given design, namely, (1) trustworthiness, (2) appropriate timing, (3) perceptibility, (4) unobtrusiveness, (5) minimal intrusiveness, (6) fail-safety, (7) flexibility, (8) low effort, (9) meaningfulness, (10) learnability, (11) low cost. In contrast, the STRIDE [52] framework was developed to help software engineers consider security threats, is an example framework that has been successfully used to build secure software systems by industry. It suggests six different threat categories: (1) spoofing of user identity, (2) tampering, (3) repudiation, (4) information disclosure (privacy breach or data leak), (5) denial of service, and (6) elevation of privilege. However, its focus is mostly on security than privacy concerns.

**Patterns and Anti-Patterns:** Both patterns and anti-patterns are important and relevant to our work. However, due to space limitations, we do not review the pattern literature in detail. Some important information on privacy patterns with relevant examples can be found at [53, 54].

**Design Aids:** In a similar direction, Luger et al. [37] aims to understand how to make emerging European data protection regulations more accessible to the general public using a series of privacy ideation cards. They have extracted 40 design principles by examining the EU General Data Protection Regulation 2012 Com Final 11 [35]. These high level principles are proposed for computer systems in general but are not prescriptive enough to be adopted by software engineers to design and develop IoT applications. In addition to using descriptions to explain guidelines, Zevenbergen et al. [55] have produced a set of questions to explicitly guide the designers’ mind towards following the guidelines. Inspired by their approach, the guidelines we adopted in this paper also used a question based format [56].

**Domain Specific:** Privacy guidelines can also be domain focused or contextual as well. Iachello et al. [40] have proposed privacy guidelines for social location disclosure applications and services. Their proposed guidelines are (1) don’t start with automation, (2) flexible replies, (3) support denial, (4) support deception, (5) support simple evasion, (6) start with person-to-person commu-

1405    nication, (7) status/away messages, (8) operators: avoid handling user data, (9)  
 power relationships, (10) user characterization, (11) account for long learning  
 curve, and (12) account for specific circumstances. Gritzalis et al. [57] has  
 proposed 36 guidelines, formulated as counter measure, to address common pri-  
 1410    vacy risks in healthcare domain. guidelines are extracted through a use case  
 analysis and a risk assessment. Langheinrich [58] has developed six principles  
 for guiding system design, based on a set of fair information practices common  
 in most privacy legislation in use today: notice, choice and consent, proximity  
 and locality, anonymity and pseudonymity, security, and access and recourse.  
 1415    Langheinrich discusses these generic principles in the context of ubiquitous com-  
 puting in detail. It is important to note that, due to their abstract nature, pri-  
 vacy principles can be interpreted in different ways related to different contexts.  
 Therefore, both privacy principles as well as different interpretations are both  
 important. Cavoukian [59] has proposed several privacy guidelines to serve as  
 1420    privacy ‘best practices’ guidance for organizations when designing and operating  
 Radio-Frequency Identification (RFID) information technologies and systems.  
 The proposed guidelines are (1) accountability, (2) identifying purposes, (3)  
 consent, (4) limiting collection, (5) limiting use, disclosure and retention, (6)  
 accuracy, (7) safeguards, (8) openness, (9) individual access, and (10) challeng-  
 ing compliance. Zevenbergen et al. [55] has proposed specific set of guidelines  
 to measure mobile connectivity in a ethical way. The aim of their guidelines  
 is to help network researchers navigate the challenges of preserving the privacy  
 of data subjects, publishing and disseminating datasets, while adhering to and  
 advancing good scientific practice.  
 1425    Cavoukian [60] argues the important of empowering software engineers to  
 develop and adopt privacy best practices. We believe that providing method-  
 ologies, tools, and techniques is part of the empowerment process.

### 7.1. Privacy Guidelines & GDPR

1430    General Data Protection Regulation (GDPR) is a regulation enacted by the  
*European Parliament and Council* which aims to regulate how personal data  
 of EU citizens should be handled by any entities within or outside EU. GDPR  
 primarily aims to give control back to citizens and residents over their personal  
 data. This regulation is expected was adopted and implemented across the  
 European Union in May 2018. Even though our PbD framework is not designed  
 1435    to specifically address GDPR, we would like to briefly highlight that parts of  
 the GDPR regulation is organised as principles which are quite similar to the  
 principles we discussed in this paper. An example principle is listed below.

- “adequate, relevant and limited to what is necessary in relation to the purposes for which they are processed (‘data minimisation’);”

1440    Our privacy guidelines (especially the ones that target minimisation) will  
 help to implement this principle. It would be useful to develop more concrete  
 guidelines, patterns and tactics to address each of the principles proposed in  
 GDPR.

## 8. Conclusions and Future Work

1445 In this paper, we explored how a Privacy-by-Design (PbD) framework, formulated by combining a set of guidelines with a method for applying them, can help software engineers to design privacy-aware IoT applications. We evaluated the effectiveness of the proposed PbD framework through a use case based observational study where the participants were asked to design IoT applications  
1450 to satisfy three given use cases. Our objective is to show how a set of guidelines can assist software engineers to design better privacy aware IoT applications. According to our findings, the proposed PbD framework significantly improved the privacy awareness of the IoT applications designed by both novice and expert software engineers. Further, our results show that software engineering  
1455 expertise does not matter significantly when it comes to incorporating privacy protection features into IoT application designs. Finally, the qualitative data gathered during our studies highlighted a range of factors affecting privacy-aware IoT application design. These included different gaps in engineers' knowledge and understanding of privacy; and limitations in our approach that affected  
1460 engineers' ability to apply the PbD guidelines effectively.

In the future, we will conduct research to develop a set of privacy tactics and patterns that are less abstract than guidelines. Such tactics and patterns will help software engineers to tackle specific privacy design challenges in IoT domain. At the moment, privacy guidelines are presented to the software engineers in plain text organised into a list. Though it is usable, in the future,  
1465 we will explore how we can make these PbD guidelines more user friendly and accessible to software engineers. In particular, by using human-computer interaction techniques, we will help software engineers to efficiently and effectively browse and find relevant privacy guidelines, patterns and tactics in a given IoT  
1470 application design context.

In the long term, we aim to change the way that the engineering community looks at privacy challenges. Privacy challenges are often considered to be time consuming and difficult to address and require significant expertise. **Specifically, we reviewed number of different privacy preserving techniques and ideas presented in the literature. It is quite a cumbersome task for a human designer to go through all possible privacy ideas and incorporate them into a given design.** Therefore, we need to develop new techniques that automatically address privacy challenges in the IoT application design process while letting engineers focus on other design challenges (e.g., interoperability, efficiency, etc). Such automated tools and techniques will not only transform application designs into privacy aware application designs, but also validate and verify them. These tools and techniques will also save significant engineering effort which would otherwise be needed to develop the required privacy expertise and apply it. Extending PbD frameworks such as ours with patterns and tactics will formulate the underlying knowledge base required for greater automation of privacy  
1485 engineering for the Internet of Things.

## Acknowledgement

We acknowledge the financial support of European Research Council Advanced Grant 291652 (ASAP) and the EPSRC PETRAS 2 (EP/S035362/1)

1490 .

## References

- [1] Perera C, Zaslavsky A, Christen P, Georgakopoulos D. Context Aware Computing for The Internet of Things: A Survey. Communications Surveys Tutorials, IEEE 2014;16(1):414–54.
- 1495 [2] Perera C, Liu CH, Jayawardena S. The Emerging Internet of Things Marketplace from an Industrial Perspective: A Survey. IEEE Transactions on Emerging Topics in Computing 2015;3(4):585–98.
- [3] De Luca A, Hang A, Brudy F, Lindner C, Hussmann H. Touch Me Once and I Know It's You!: Implicit Authentication Based on Touch Screen Patterns. In: Proceedings of the SIGCHI Conference on Human Factors in Computing Systems. CHI '12; New York, NY, USA: ACM. ISBN 978-1-4503-1015-4; 2012, p. 987–96. URL: <http://doi.acm.org/10.1145/2207676.2208544>. doi:10.1145/2207676.2208544.
- 1500 [4] Shi E, Niu Y, Jakobsson M, Chow R. Implicit Authentication through Learning User Behavior. In: Burmester M, Tsudik G, Magliveras S, Ili I, editors. Information Security. Lecture Notes in Computer Science; Springer Berlin Heidelberg. ISBN 978-3-642-18178-8; 2011, p. 99–113.
- 1505 [5] Zhang Q, Yang LT, Chen Z, Li P, Deen MJ. Privacy-preserving double-projection deep computation model with crowdsourcing on cloud for big data feature learning. IEEE Internet of Things Journal 2018;5(4):2896–903. doi:10.1109/JIOT.2017.2732735.
- 1510 [6] Xiong W, Hu H, Xiong N, Yang LT, Peng WC, Wang X, et al. Anomaly secure detection methods by analyzing dynamic characteristics of the network traffic in cloud communications. Inf Sci 2014;258:403–15. URL: <https://doi.org/10.1016/j.ins.2013.04.009>. doi:10.1016/j.ins.2013.04.009.
- 1515 [7] Spiekermann S. The challenges of privacy by design. Communications of the ACM 2012;55(7):38. URL: <http://dl.acm.org/citation.cfm?doid=2209249.2209263>. doi:10.1145/2209249.2209263.
- 1520 [8] Perera C, McCormick C, Bandara A, Price B, Nuseibeh B. Privacy-by-design framework for assessing internet of things applications and platforms. In: ACM International Conference Proceeding Series; vol. 07-09-Nove. ISBN 9781450348140; 2016,doi:10.1145/2991561.2991566.

- 1525 [9] Hoepman JH. Privacy Design Strategies. In: Cuppens-Boulahia N, Cuppens F, Jajodia S, Abou El Kalam A, Sans T, editors. ICT Systems Security and Privacy Protection; vol. 428 of *IFIP Advances in Information and Communication Technology*. Springer Berlin Heidelberg. ISBN 978-3-642-55414-8; 2014, p. 446–59.
- 1530 [10] Roman R, Zhou J, Lopez J. On the features and challenges of security and privacy in distributed internet of things. *Computer Networks* 2013;57(10):2266–79.
- [11] Pyle D. Data preparation for data mining. San Francisco, Calif: Morgan Kaufmann Publishers; 1999. ISBN 1558605290.
- 1535 [12] French CS. Data Processing and Information Technology. Cengage Learning Business Press; 1996. ISBN 1844801004.
- [13] Pearl J. Heuristics : intelligent search strategies for computer problem solving. Addison-Wesley Pub. Co; 1984. ISBN 0201055945. URL: <https://dl.acm.org/citation.cfm?id=525>.
- 1540 [14] Nielsen J, Molich R. Heuristic evaluation of user interfaces. In: Proceedings of the SIGCHI conference on Human factors in computing systems Empowering people - CHI '90. New York, New York, USA: ACM Press. ISBN 0201509326; 1990, p. 249–56. URL: <http://portal.acm.org/citation.cfm?doid=97243.97281>. doi:10.1145/97243.97281.
- 1545 [15] Molich R, Nielsen J. Improving a human-computer dialogue. *Communications of the ACM* 1990;33(3):338–48. URL: <http://portal.acm.org/citation.cfm?doid=77481.77486>. doi:10.1145/77481.77486.
- [16] Information Commissioner’s Office . The Guide to Data Protection. Tech. Rep.; ??? URL: <https://ico.org.uk/media/for-organisations/guide-to-data-protection-2-4.pdf>.
- 1550 [17] Haynes AB, Weiser TG, Berry WR, Lipsitz SR, Breizat AHS, Dellinger EP, et al. A Surgical Safety Checklist to Reduce Morbidity and Mortality in a Global Population. *New England Journal of Medicine* 2009;360(5):491–9. URL: <http://www.nejm.org/doi/abs/10.1056/NEJMsa0810119>. doi:10.1056/NEJMsa0810119.
- 1555 [18] Gawande A. The checklist manifesto : how to get things right. 2011. ISBN 0312430000.
- [19] Minister of Justice . Personal Information Protection and Electronic Documents Act. Tech. Rep.; 2015. URL: <http://laws-lois.justice.gc.ca/eng/acts/P-8.6/FullText.html>.
- 1560 [20] Cavoukian A. Privacy by Design The 7 Foundational Principles Implementation and Mapping of Fair Information Practices. Tech. Rep.; 2009. URL: <https://www.iab.org/wp-content/IAB-uploads/2011/03/fred{ }carter.pdf>.

- 1565 [21] Bushmann F, Meunier R, Rohnert H. Pattern-oriented software architecture: A system of patterns. John Wiley&Sons 1996;1:476. doi:10.1192/bjp.108.452.101.
- [22] Budgen D. Software design. Addison-Wesley; 2003. ISBN 0201722194.
- [23] Bass L, Clements P, Kazman R. Software Architecture in Practice. 3 edition ed.; Upper Saddle River, NJ: Addison-Wesley Professional; 2012. ISBN 978-0-321-81573-6.
- 1570 [24] Rubinstein IS, Good N. Privacy by Design: A Counterfactual Analysis of Google and Facebook Privacy Incidents. Berkeley Technology Law Journal 2013;28(2):1333–413. doi:10.2139/ssrn.2128146. arXiv:arXiv:1011.1669v3.
- 1575 [25] Carroll JM, Swatman PA. Structured-case: a methodological framework for building theory in information systems research. European Journal of Information Systems 2000;9(4):235–42. URL: <http://www.palgrave-journals.com/doi/10.1057/palgrave/ejis/3000374>. doi:10.1057/palgrave/ejis/3000374.
- 1580 [26] Lowrance W. Learning from experience: privacy and the secondary use of data in health research. Journal of Health Services Research & Policy 2003;8(suppl 1):2–7.
- [27] Perera C, Liu CH, Jayawardena S. A Survey on Internet of Things From Industrial Market Perspective. IEEE Access 2014;2:1660–79. doi:10.1109/ACCESS.2015.2389854.
- 1585 [28] Lewis-Beck M, Bryman A, Futing Liao T. The SAGE Encyclopedia of Social Science Research Methods. 2455 Teller Road, Thousand Oaks California 91320 United States of America: Sage Publications, Inc.; 2004. ISBN 9780761923633. URL: <http://methods.sagepub.com/reference/the-sage-encyclopedia-of-social-science-research-methods>. doi:10.4135/9781412950589.
- 1590 [29] Deng M, Wuyts K, Scandariato R, Preneel B, Joosen W. A privacy threat analysis framework: supporting the elicitation and fulfillment of privacy requirements. Requirements Engineering 2011;16(1):3–32.
- 1595 [30] Sharp H, Rogers Y, Preece J. Interaction Design: Beyond Human-Computer Interaction. 2015. ISBN 0470665769. doi:10.1162/leon.2005.38.5.401.
- [31] Tashakkori A, Teddlie C. Sage handbook of mixed methods in social and behavioral research. SAGE Publications; 2010. ISBN 1412972663.
- 1600 [32] Miles MB, Huberman AM, Saldaña J. Qualitative data analysis : a methods sourcebook. 2013. ISBN 1452257876.

- [33] Richards L. Handling qualitative data : a practical guide. 2014. ISBN 9781446276068.
- 1605 [34] Liu H, Ning H, Zhang Y, Xiong Q, Yang LT. Role-dependent privacy preservation for secure v2g networks in the smart grid. *IEEE Transactions on Information Forensics and Security* 2014;9(2):208–20. doi:10.1109/TIFS.2013.2295032.
- [35] European Commission . General Data Protection Regulation (GDPR). Official Journal of the European Union 2016;.
- 1610 [36] Ning H, Liu H, Yang LT. Aggregated-proof based hierarchical authentication scheme for the internet of things. *IEEE Transactions on Parallel and Distributed Systems* 2015;26(3):657–67. doi:10.1109/TPDS.2014.2311791.
- 1615 [37] Luger E, Urquhart L, Rodden T, Golembewski M. Playing the Legal Card: Using Ideation Cards to Raise Data Protection Issues within the Design Process. *Proceedings of the ACM CHI'15 Conference on Human Factors in Computing Systems* 2015;1:457–66.
- [38] Wright D, De Hert P. Privacy impact assessment. 2012. ISBN 9789400725430. doi:10.1007/978-94-007-2543-0.
- 1620 [39] van de Garde-Perik E, Markopoulos P, de Ruyter B. On the relative importance of privacy guidelines for ambient health care. In: *Proceedings of the 4th Nordic conference on Human-computer interaction changing roles - NordiCHI '06*. ISBN 1595933255; 2006, p. 377–80. URL: <http://portal.acm.org/citation.cfm?doid=1182475.1182516>. doi:10.1145/1182475.1182516.
- 1625 [40] Iachello G, Smith I, Consolvo S, Chen M, Abowd GD. Developing privacy guidelines for social location disclosure applications and services. In: *Proceedings of the 2005 symposium on Usable privacy and security - SOUPS '05*. ISBN 1595931783; 2005, p. 65–76. URL: <http://portal.acm.org/citation.cfm?doid=1073001.1073008>. doi:10.1145/1073001.1073008.
- 1630 [41] Bellotti V, Sellen A. Design for Privacy in Ubiquitous Computing Environments. In: *Proceedings of the Third European Conference on Computer-Supported Cooperative Work 13-17 September 1993, Milan, Italy ECSCW '93*. ISBN 9788578110796; 1993, p. 77–92. URL: [http://link.springer.com/10.1007/978-94-011-2094-4\\_{\\_}6](http://link.springer.com/10.1007/978-94-011-2094-4_{_}6). doi:10.1007/978-94-011-2094-4\_6. arXiv:arXiv:1011.1669v3.
- 1635 [42] Cavoukian A, Jonas J. Privacy by Design in the Age of Big Data. Tech. Rep.; Information and Privacy Commissioner, Ontario, Canada; 2012.
- [43] ISO/IEC 29100 . Information technology Security techniques Privacy framework. Tech. Rep.; 2011.

- [44] Wright D, Raab C. Privacy principles, risks and harms. *International Review of Law, Computers and Technology* 2014;28(3):277–98. doi:10.1080/13600869.2014.913874.
- [45] Cate FH. The Failure of Fair Information Practice Principles. In: *Consumer Protection in the Age of the 'Information Economy'*. ISBN 0754647099 9780754647096; 2006, p. 341–77.
- [46] Wright D, De Hert P, Gutwirth S. Are the OECD guidelines at 30 showing their age? *Communications of the ACM* 2011;54(2):119. URL: <http://portal.acm.org/citation.cfm?doid=1897816.1897848>. doi:10.1145/1897816.1897848.
- [47] O'Leary DE. Some Privacy Issues in Knowledge Discovery: The OECD Personal Privacy Guidelines. *IEEE Expert-Intelligent Systems and their Applications* 1995;10(2):48–59. doi:10.1109/64.395352.
- [48] Rost M, Bock K. Privacy by Design and the New Protection Goals. *DuD*, January 2011;(November 2009):1–9. URL: <https://www.european-privacy-seal.eu/AppFile/GetFile/ca6cdc46-d4dd-477d-9172-48ed5f54a99c>.
- [49] Fisk G, Ardi C, Pickett N, Heidemann J, Fisk M, Papadopoulos C. Privacy principles for sharing cyber security data. In: *Proceedings - 2015 IEEE Security and Privacy Workshops, SPW 2015*. ISBN 9781479999330; 2015, p. 193–7. doi:10.1109/SPW.2015.23.
- [50] Spiekermann S, Cranor L. Engineering Privacy. *IEEE Transactions on Software Engineering* 2009;35(1):67–82.
- [51] Singh J, Pasquier T, Bacon J, Ko H, Eysers D. Twenty Security Considerations for Cloud-Supported Internet of Things. *IEEE Internet of Things Journal* 2016;3(3):269–84. doi:10.1109/JIOT.2015.2460333. [arXiv:1207.0203](https://arxiv.org/abs/1207.0203).
- [52] Howard M, Lipner S. The security development lifecycle: SDL, a process for developing demonstrably more secure software. Microsoft Press; 2006.
- [53] [privacypatterns.eu](https://privacypatterns.eu) - collecting patterns for better privacy. 2016. URL: <https://privacypatterns.eu>.
- [54] Privacy Patterns. 2016. URL: <https://privacypatterns.org/>.
- [55] Zevenbergen B, Brown I, Wright J, Erdos D. Ethical Privacy Guidelines for Mobile Connectivity Measurements. Tech. Rep.; Oxford Internet Institute, University of Oxford; Oxford; 2013.
- [56] Perera C. Privacy Guidelines for Internet of Things: A Cheat Sheet. Tech. Rep.; 2017. URL: <http://arxiv.org/abs/1708.05261>. [arXiv:1708.05261](https://arxiv.org/abs/1708.05261).

- 1680 [57] Gritzalis S, Lambrinouidakis C, Lekkas D, Deftereos S. Technical guidelines for enhancing privacy and data protection in modern electronic medical environments. *IEEE Transactions on Information Technology in Biomedicine* 2005;9(3):413–23. doi:10.1109/TITB.2005.847498.
- 1685 [58] Langheinrich M. Privacy by design-principles of privacy-aware ubiquitous systems. *UbiComp 2001: Ubiquitous Computing 2001*;:273–91URL: [http://link.springer.com/chapter/10.1007/3-540-45427-6\\_23](http://link.springer.com/chapter/10.1007/3-540-45427-6_23). doi:10.1007/3-540-45427-6\_23. arXiv:9780201398298.
- [59] Cavoukian A. Privacy Guidelines for RFID Information Systems. Tech. Rep.; Information and Privacy Commissioner of Ontario; Ontario; 2006.
- 1690 [60] Cavoukian A. Operationalizing Privacy by Design. *Communications of the ACM* 2012;55(9):7–. URL: <http://doi.acm.org/10.1145/2330667.2330669>.