



THE UNIVERSITY *of* EDINBURGH

Edinburgh Research Explorer

Spatial-mode diversity and multiplexing for FSO communication with direct detection

Citation for published version:

Huang, S, Raoof Mehrpoor, G & Safari, M 2018, 'Spatial-mode diversity and multiplexing for FSO communication with direct detection', *IEEE Transactions on Communications*.
<https://doi.org/10.1109/TCOMM.2018.2795616>

Digital Object Identifier (DOI):

[10.1109/TCOMM.2018.2795616](https://doi.org/10.1109/TCOMM.2018.2795616)

Link:

[Link to publication record in Edinburgh Research Explorer](#)

Document Version:

Peer reviewed version

Published In:

IEEE Transactions on Communications

General rights

Copyright for the publications made accessible via the Edinburgh Research Explorer is retained by the author(s) and / or other copyright owners and it is a condition of accessing these publications that users recognise and abide by the legal requirements associated with these rights.

Take down policy

The University of Edinburgh has made every reasonable effort to ensure that Edinburgh Research Explorer content complies with UK legislation. If you believe that the public display of this file breaches copyright please contact openaccess@ed.ac.uk providing details, and we will remove access to the work immediately and investigate your claim.



Spatial-Mode Diversity and Multiplexing for FSO Communication with Direct Detection

Shenjie Huang, *Student Member, IEEE*, Gilda Raoof Mehrpoor, and Majid Safari, *Member, IEEE*

Abstract—This work investigates spatial-mode multiplexing (SMM) for practical free-space optical communication (FSO) systems using direct detection. Unlike several works in the literature where mutually incoherent channels are assumed, we consider mutually coherent channels that accurately describe SMM FSO systems employing a single laser source at the transmitter with a narrow linewidth. We develop an analytical model for such mutually coherent channels and derive expressions for aggregate achievable rate (AAR). Through numerical simulations, it was shown that there exist optimal transmit mode sets which result in the maximal asymptotic AAR at high transmitted power. Moreover, in order to resolve the reliability issues of such SMM FSO systems in the presence of turbulence, a so-called mode diversity scheme is proposed that can be easily implemented along with SMM FSO systems. It is demonstrated that mode diversity can significantly improve the outage probability and the ϵ -outage achievable rate performance of the multiplexed channels in SMM FSO systems degraded by turbulence.

Index Terms—Free-space optical communication, atmospheric turbulence, Spatial-mode multiplexing, orbital angular momentum.

I. INTRODUCTION

Spatial-mode multiplexing (SMM) in free space optical communications (FSO) is the counterpart of the mode-division multiplexing (MDM) in fibre optics that has recently attracted more attention [1], [2]. Due to the orthogonality among beams with different spatial modes, they are proposed to be employed in communication systems to transmit multiple data streams simultaneously [3]. The comparison of information-theoretic limits of SMM and the conventional multiple-input-multiple-output (MIMO) has been investigated in [4] assuming that they occupy the same space-bandwidth product. It is concluded that SMM can outperform conventional MIMO in terms of spectral efficiency, whereas the latter benefits more from simpler transmitter architecture. Recently, a number of spatial mode sets have been applied in FSO systems such as Laguerre-Gaussian (LG) beams [5] and Hermite-Gaussian (HG) beams [4]. In particular, numerous works have been focused on orbital angular momentum (OAM) modes mainly because of the smaller space-bandwidth product and simpler generation and (de)multiplexing techniques, despite being only a subset of the complete LG basis [1], [4].

Although theoretically SMM can boost the aggregate capacity, the performance of SMM FSO systems is impaired by the atmospheric turbulence [3]. It is shown that after propagation through the atmosphere, the orthogonality can not be preserved and the reliability of communication might be significantly degraded [6]. The effects of turbulence on the intermodal crosstalk and power penalty for OAM-based FSO multiplexing

system have also been investigated experimentally [7]. In the long-haul fibre-based MDM communication systems, coherent detection and MIMO digital signal processing (MIMO-DSP) are usually employed to compensate crosstalk introduced by mode coupling [8] and many works on SMM FSO systems also use the same receiver scheme to mitigate the crosstalk caused by turbulence [9], [10]. However, coherent detection is too expensive to be employed in practical FSO links [11] and with large number of employed spatial modes the complexity of MIMO receivers is also an issue even in fibre optic systems, which leads to the partial MIMO or MIMO-free MDM systems [12]. On the other hand, the application of adaptive optics on SMM FSO systems are also investigated [13], [14], however, this technique also significantly increases the link costs especially when large transceiver apertures are employed.

Considering that the receivers with intensity modulation direct detection (IM/DD) are widely employed in practical terrestrial FSO links due to their simplicity, stability and low cost [11], in this work we will focus on IM/DD SMM FSO systems. In literature, mutually incoherent channels are usually assumed for IM/DD-based multiplexing systems which result in the incoherent power addition between the intended signal and interference from other channels [3], [15]. With this assumption, the channel can be described as a linear MIMO channel with a positive-valued channel matrix and hence traditional MIMO-DSP can be applied to mitigate the crosstalk [16]. Two ways to realize this incoherent power superposition include generation of different transmitted spatial modes by distinct lasers with frequency differences larger than the receiver electrical bandwidth [17]–[19] and using lasers with a linewidth much larger than the receiver electrical bandwidth [20]. In such cases, the interferometric noise (or beat noise) of the received optical power caused by the square-law photodetector characteristics can be averaged out and the system shows linear behaviour in the received optical power [20]. However, in both cases, the additional spatial degrees of freedom (DOFs) of SMM are achieved in the expense of consuming more spectral DOFs than needed, which could be exploited through wavelength division multiplexing. Therefore, they do not correspond to an efficient design of SMM systems that aim to boost the data rate of FSO communication.

In order to simplify the transmitter design and preserve the spectral DOFs, a single laser source with narrow linewidth can be employed in MDM or SMM systems to generate the transmitted spatial modes. Since all multiplexed channels are originated from the same source, they are mutually coherent which results in the coherent superposition between

the intended optical signal and the crosstalk at the receiver [18]. Due to the quadratic nature of the photodetectors, the channel description is now non-linear and traditional MIMO-DSP cannot be employed. Mutually coherent channels have been investigated especially in MDM systems with multi-mode fibres (MMFs) and some techniques such as zero-forcing beamforming [16], [21] and optical MIMO equalizer [22], [23] have been proposed to suppress the effect of crosstalk.

In this paper, we aim to investigate the performance of SMM FSO systems with mutually coherent channels impaired by both shot noise and thermal noise. Although mutually coherent channels have been studied in multi-mode fibers [18], [22] and near-field FSO multiplexing systems [24], to the best of authors knowledge, IM/DD SMM FSO systems with such channels have not been investigated before. Moreover, by describing the detected signal based on a doubly stochastic Poisson model, we derive an expression for the aggregate achievable rate. In addition, in order to enhance the reliability of SMM FSO systems cost-effectively, a mode diversity scheme is proposed and studied.

The rest of the paper is organized as follows: In Section II, we introduce channel model for the investigated multiplexing systems. In Section III, we derive the average aggregate achievable rate (AAR) for such systems and discuss the optimal transmitted mode set which leads to the maximal asymptotic AAR at high transmitted power. In Section IV, mode diversity is proposed for reliability improvement and the corresponding outage performance is presented. Finally, we conclude this paper in Section V.

II. CHANNEL MODEL

Fig. 1 shows the schematic of the FSO SMM system with mutually coherent channels. At the transmitter, a single laser source with a narrow linewidth is employed. The electro-optic modulators (EOMs) are used to modulate N input data streams onto the split beams. The modulated beams are converted into N orthogonal spatial modes and the multiplexed beam is then transmitted through the transmitter telescope. At the receiver, the received optical beam is firstly demultiplexed to separate different spatial modes concerned and these modes are all converted back to the fundamental Gaussian mode for photodetection. An array of N photodetectors is used to collect the power in each spatial mode. The (de)multiplexing process can be realized through diffraction or refraction optics. For instance, spatial light modulator (SLM) [2] and mode sorter [10] are usually employed in OAM-based FSO systems. Although some (de)multiplexing techniques can introduce additional power loss to the system, in this work, we assume that this process is near-perfect and no power loss is introduced as in [3].

Denote the field distribution of the spatial mode with mode state k as $u_k(\mathbf{r}, z)$ where \mathbf{r} refers to the position vector and z is the propagation distance. Note that $u_k(\mathbf{r}, z)$ satisfies the orthonormality condition, i.e., [13]

$$\int u_k(\mathbf{r}, z) u_{k'}^*(\mathbf{r}, z) d\mathbf{r} = \begin{cases} 1, & \text{if } k = k' \\ 0, & \text{if } k \neq k' \end{cases}. \quad (1)$$

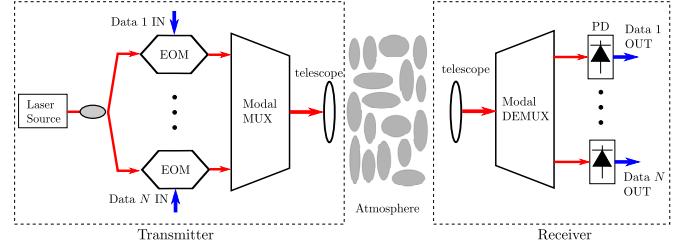


Fig. 1. FSO SMM system with mutually coherent channels. EOM: electro-optic modulator; PD: photodetector.

If a spatial mode with state k is transmitted through the atmospheric turbulence, the resulting wavefront on the receiver plane $\varphi_k(\mathbf{r}, z)$ can be decomposed using the employed complete orthonormal spatial mode basis with specific coefficients as [6], [14]

$$\varphi_k(\mathbf{r}, z) = \sum_{i=-\infty}^{+\infty} \alpha_{ki} u_i(\mathbf{r}, z), \quad (2)$$

where the α_{ki} refers to the coefficient between the transmitted mode state k and the received mode state i which can be obtained by the inner product

$$\alpha_{ki} = \int \varphi_k(\mathbf{r}, z) u_i^*(\mathbf{r}, z) d\mathbf{r}. \quad (3)$$

Note that in general α_{ki} is a complex value which is related to the instantaneous channel state [6]. The normalized power leaked from the state k to the state i after propagation through the atmosphere can be expressed by $|\alpha_{ki}|^2$ [3]. The statistical characteristics of $|\alpha_{ki}|^2$ which depends on the specific states k and i has been investigated in a few works. For instance, it is concluded that for OAM modes the self-channel fading, i.e., $|\alpha_{kk}|^2$, obeys Johnson S_B distribution and the crosstalk fading, i.e., $|\alpha_{ki}|^2$ with $k \neq i$, on the other hand obeys exponential distribution [25]. For statistically homogeneous and isotropic turbulence, the distribution of the random phase distortion is symmetric around the origin with a large variance, therefore it can be approximated as uniform distribution with high accuracy [26]. Similarly, in this paper the phase of the crosstalk fading α_{ki} denoted by $\angle \alpha_{ki}$ with $k \neq i$ is also assumed to be uniformly distributed within the interval $[0, 2\pi]$. This approximation can be verified numerically under the turbulence conditions considered here.

Denoting the transmitted mode set as \mathcal{N} , the combined transmitted optical field at the transmitter telescope can be expressed as $\sum_{k \in \mathcal{N}} \rho_k u_k(\mathbf{r}, 0)$ where ρ_k is the modulated optical magnitude for the transmitted mode state k . We consider that ρ_k obeys the average power constraint that $E[\rho_k^2] = P_t/N$ where P_t is the totally transmitted average power and N is the number of elements in the set \mathcal{N} . We assume that the transmitter does not have the channel state information so that the total power is uniformly allocated to all transmitted modes. In addition, the linewidth of the laser source is assumed to be narrow hence there is no significant relative temporal phase

difference between the transmitted modes [19]. The received optical field over the receiver telescope can then be written as

$$\varphi(\mathbf{r}, z) = \sum_{i=-\infty}^{+\infty} \sum_{k \in \mathcal{N}} \rho_k \alpha_{ki} u_i(\mathbf{r}, z), \quad (4)$$

where z is the propagation distance. After the mode demultiplexing, for the photodetector collecting the power in the mode state i , the received optical power is given by

$$\begin{aligned} y_i &= \int \left| \sum_{k \in \mathcal{N}} \rho_k \alpha_{ki} u_i(\mathbf{r}, z) \right|^2 d\mathbf{r} \\ &= \left| \sum_{k \in \mathcal{N}} \rho_k \alpha_{ki} \right|^2, \end{aligned} \quad (5)$$

where the receiver aperture is considered big enough to collect the transmitted power in the i th mode and the orthonormality of spatial modes is applied. Note that the effect of the ambient light, which is considered to be negligible compared to the crosstalk and thermal noise, is not included here. In (5) the signal and crosstalk are coherently superimposed, thus for the whole SMM system the vector of the received optical power $\mathbf{Y} = [y_1, \dots, y_N]^T$ can be expressed as

$$\mathbf{Y} = |\mathbf{H}\boldsymbol{\rho}|^2, \quad (6)$$

where $\boldsymbol{\rho} = [\rho_1, \dots, \rho_N]^T$ is the vector of the transmitted signal and \mathbf{H} is the channel matrix given by

$$\mathbf{H} = \begin{bmatrix} \alpha_{11} & \dots & \alpha_{N1} \\ \vdots & \ddots & \vdots \\ \alpha_{1N} & \dots & \alpha_{NN} \end{bmatrix}. \quad (7)$$

This non-linear transformation between the received optical power \mathbf{Y} and transmitted signal $\boldsymbol{\rho}$ is due to the square-law optical detection making the traditional MIMO-DSP techniques inapplicable to this system [18], [22]. It is worth mentioning that unlike the system investigated here, when mutually incoherent channels are considered (e.g., see [3]), the received optical power can be written as the incoherent superposition of the signal power and the crosstalk. Hence, the channel transformation is linear instead which is given by $\mathbf{Y}' = \mathbf{H}'\boldsymbol{\rho}'$, where $\boldsymbol{\rho}' = [\rho_1^2, \dots, \rho_N^2]^T$ and

$$\mathbf{H}' = \begin{bmatrix} |\alpha_{11}|^2 & \dots & |\alpha_{N1}|^2 \\ \vdots & \ddots & \vdots \\ |\alpha_{1N}|^2 & \dots & |\alpha_{NN}|^2 \end{bmatrix}. \quad (8)$$

However, as explained before, such a mutually incoherent channel model is valid for FSO systems that may consume more spectral DOFs than required. We therefore focus on the mutually coherent channels as also considered in [18], [22].

Denoting the time of postdetection integration as τ which corresponds to the symbol duration, due to the effect of shot noise, the vector of the detected photon count can be modelled as a doubly stochastic Poisson process [17] with photon rate vector $\boldsymbol{\Lambda} = \mu\mathbf{Y}$ where the coefficient $\mu = \eta\tau/h\nu$, η is the quantum efficiency, h is Plank's constant and ν is optical field frequency. Note that, in the literature, optical receivers are usually assumed to be either thermal noise or shot noise

limited, however, here we consider a general scenario where both shot and thermal noise are taken into account [27]. Without loss of generality, we will focus on the multiplexed channel with mode state i in the following derivation. The same analysis can be easily extended to other channels in the multiplexing system. Using (5), the photon rate Λ_i for this channel can be rewritten by

$$\Lambda_i = \mu \left| \rho_i \alpha_{ii} + \sum_{k \in \mathcal{N}, k \neq i} \rho_k \alpha_{ki} \right|^2, \quad (9)$$

where $\rho_i \alpha_{ii}$ refers to the signal from intended spatial mode and the summation term is the interference from other channels. We assume that the receiver has the instantaneous channel state information (CSI) of the amplitude of the signal fading $|\alpha_{ii}|$, which can be easily estimated by exciting the mode state i and collecting the received optical power in the same mode [21], [22]. However, the instantaneous CSI of the interference fading is assumed to be unknown to the receiver and the receiver only has access to its statistical characteristics. Based on the central limit theorem [28] and the uniform distribution of $\angle \alpha_{ki}$, with the increase of the number of transmitted modes, the interference term can be approximated as a narrowband complex Gaussian distributed noise with zero mean and variance $\sigma_{c,i}^2$ on each quadrature where

$$\sigma_{c,i}^2 = \frac{P_t}{2N} \sum_{k \in \mathcal{N}, k \neq i} E[|\alpha_{ki}|^2]. \quad (10)$$

Note that the expectation of the crosstalk $|\alpha_{ki}|^2$ varies for different transmitted mode k and received mode i and can be measured at the beginning of the communication. The photon rate Λ_i in (9) can thus be approximated as a non-central Chi square distributed random variable with PDF

$$f_{\Lambda_i}(\Lambda_i) = \frac{1}{m_{c,i}} \exp\left(-\frac{\Lambda_i + m_{s,i}}{m_{c,i}}\right) I_0\left(\frac{2\sqrt{\Lambda_i m_{s,i}}}{m_{c,i}}\right), \quad (11)$$

where

$$m_{s,i} = \mu \rho_i^2 |\alpha_{ii}|^2 \quad (12)$$

is the average signal photon count,

$$m_{c,i} = 2\mu\sigma_{c,i}^2 \quad (13)$$

refers to the average interference photon count and $I_0(\cdot)$ is the modified Bessel function with zero order. Note that by expanding (9) one can get that two noise terms are added to the signal. The first noise term is the beat term which is signal-dependent and the second noise term is the fluctuation of the interference which is signal-independent. The randomness of the photon rate given in (11) is due to these two noise terms. With this photon rate Λ_i , the probability of the detected photon count n_i can be modelled as Laguerre distribution with PDF given by [27]

$$f_{n_i}(n_i) = \frac{m_{c,i}^{n_i} \exp\left(-\frac{m_{s,i}}{1+m_{c,i}}\right)}{(1+m_{c,i})^{n_i+1}} L_{n_i} \left(-\frac{m_{s,i}}{m_{c,i}(1+m_{c,i})} \right), \quad (14)$$

where the Laguerre polynomial $L_n(x) = \sum_{j=0}^x C_n^j(-x)^j/j!$. The characteristic function of this distribution can be expressed by

$$\Psi(j\omega) = \frac{1}{1 + m_{c,i}(1 - e^{j\omega})} \exp \left[\frac{-m_{s,i}(1 - e^{j\omega})}{1 + m_{c,i}(1 - e^{j\omega})} \right]. \quad (15)$$

Based on this characteristic function, the mean and variance of n_i are given by

$$\begin{aligned} u_i &= m_{s,i} + m_{c,i}, \\ \sigma_i^2 &= u_i + m_{c,i}^2 + 2m_{s,i}m_{c,i}. \end{aligned} \quad (16)$$

Note that in the expression of σ_i^2 , u_i is the shot noise introduced by Poisson photodetection process which is caused by both signal and interference and $m_{c,i}^2 + 2m_{s,i}m_{c,i}$ results from the fluctuation of the rate Λ_i itself due to the randomness of the interference caused by turbulence. If we further bring the thermal Gaussian noise into account, the output count can be expressed as

$$n_{o,i} = n_i + n_{th,i}, \quad (17)$$

where $n_{th,i}$ is Gaussian noise with zero mean and variance $\sigma_{th}^2 = 2k_B T_o \tau / R_L q^2$ [27]. Note that k_B is the Boltzmann's constant, R_L is the load resistance, T_o is the receiver temperature in degrees Kelvin and q is the electron charge. The mean and variance of $n_{o,i}$ can then be written as

$$\begin{aligned} u_{o,i} &= m_{s,i} + m_{c,i}, \\ \sigma_{o,i}^2 &= u_{o,i} + m_{c,i}^2 + 2m_{s,i}m_{c,i} + \sigma_{th}^2. \end{aligned} \quad (18)$$

We would like to further emphasize that in this work the channel is modelled based on the photon counting statistics but the classical Poisson channel model which is commonly employed in optical communication systems cannot be applied. In fact, in most of the works applying photon counting analysis, the noise term in the rate of the doubly stochastic Poisson process is usually introduced by the ambient light with a bandwidth (optical bandwidth) much larger than the signal electrical bandwidth, as a result a large number of temporal modes of the noise is able to be detected, which allows the noise randomness to be averaged over all the temporal modes [17]. Therefore, the variation of the rate is smoothed out and the detected count with Laguerre distribution can be approximated by a Poisson distribution with high accuracy [29]. However, in this work the noise term in the rate Λ_i given in (9) is introduced by the crosstalk from other channels which has a bandwidth comparable to the signal electrical bandwidth. Therefore only one temporal mode is detected and the Laguerre count probability cannot be simplified to the classical Poisson probability.

III. PERFORMANCE ANALYSIS

A. Aggregate Achievable Rate

The channel model considered in Section II is similar to that of the optical communication systems impaired by random background noise such as in systems employing optical preamplifiers [27], [30]. In order to proceed our analysis, the output photon counts $n_{o,i}$ can be approximated as a Gaussian

distributed random variable with the mean and variance given by (18) as in [27], [30], [31]. After removing the bias introduced by the average interference photons $m_{c,i}$, the channel model can then be rewritten as

$$n_{o,i} = m_{s,i} + \sqrt{m_{s,i}}Z_{s,i} + Z_{0,i}, \quad (19)$$

where $Z_{s,i}$ and $Z_{0,i}$ are Gaussian distributed random variables with zero mean and variance

$$\sigma_{Z_{s,i}}^2 = 1 + 2m_{c,i}, \quad \sigma_{Z_{0,i}}^2 = m_{c,i} + m_{c,i}^2 + \sigma_{th}^2, \quad (20)$$

respectively. The first term in (19) refers to the signal, the second term is the signal/input-dependent noise which is introduced by the signal-induced shot noise and the fluctuation of the beat term in (9) due to the random interference, and the third term describes the signal-independent noise which is introduced by the shot noise caused by the interference, the fluctuation of the interference and the thermal noise. The exact expression for the capacity of such channel is unknown, however, its lower and upper bounds under input peak-power and average-power constraints have been investigated in [32]. In this work, we are interested in the achievable rate (capacity lower bound) of the SMM systems with a total average-power constraint P_t . Using the achievable rate given by (23) in [32], for the channel with mode state i in the SMM system, the achievable rate conditioned on the instantaneous signal fading α_{ii} can be expressed as

$$\begin{aligned} C_{i|\alpha_{ii}} &= \\ & \frac{1}{2} \log \frac{\mu|\alpha_{ii}|^2 P_t}{N\sigma_{Z_{s,i}}^2} + \frac{1}{2} \log \left(1 + \frac{2N\sigma_{Z_{s,i}}^2}{\mu|\alpha_{ii}|^2 P_t} \right) - \frac{\mu|\alpha_{ii}|^2 P_t}{N\sigma_{Z_{s,i}}^2} - 1 \\ & + \frac{\sqrt{\mu|\alpha_{ii}|^2 P_t \left(\mu|\alpha_{ii}|^2 P_t + 2N\sigma_{Z_{s,i}}^2 \right)}}{N\sigma_{Z_{s,i}}^2} - \sqrt{\frac{\pi N\sigma_{Z_{0,i}}^2}{2\mu|\alpha_{ii}|^2 P_t \sigma_{Z_{s,i}}^2}}, \end{aligned} \quad (21)$$

which becomes tighter with the increase of the average transmitted power. The input to achieve this rate is half-normal distributed with PDF given by

$$f_\rho(\rho) = \sqrt{\frac{2N}{\pi P_t}} \exp \left(-\frac{N\rho^2}{2P_t} \right). \quad (22)$$

Since both of the noise variance $\sigma_{Z_{s,i}}^2$ and $\sigma_{Z_{0,i}}^2$ contain $m_{c,i}$ which depends on the transmitted power P_t as shown in (10) and (13), it is expected that with the increase of P_t , the achievable rate will turn to be interference-limited and saturate at a fixed value. By substituting (10) and (13) into (21) and after some algebraic manipulations, the asymptotic achievable rate at high P_t can be achieved as

$$C_{i|\alpha_{ii}}^\infty = \frac{1}{2} \log \left(\frac{1}{2} \gamma_i + 2 \right) - \frac{\gamma_i}{2} - 1 + \frac{\sqrt{\gamma_i(\gamma_i + 4)}}{2} - \sqrt{\frac{\pi}{4\gamma_i}}, \quad (23)$$

where γ_i is the instantaneous asymptotic signal-to-interference ratio (SIR) given by $\gamma_i = |\alpha_{ii}|^2 / \sum_{k \in \mathcal{N}, k \neq i} E[|\alpha_{ki}|^2]$. Note that (23) is only related to the asymptotic SIR γ_i which is related to the channel state and does not depend on the average transmitted power P_t .

So far we have derived the instantaneous achievable rate for the multiplexed channel with mode state i in the SMM

system. When all channels in the system decode their data independently, the aggregate achievable rate (AAR) should be considered which is given by the summation of the achievable rates of N channels, i.e., $\sum_{i \in \mathcal{N}} \mathcal{C}_{i|\alpha_{ii}}$ [3]. In order to evaluate the overall performance of the system, the average AAR is employed as a performance metric which can be calculated by averaging over the channel states, i.e.,

$$\bar{\mathcal{C}} = E \left[\sum_{i \in \mathcal{N}} \mathcal{C}_{i|\alpha_{ii}} \right]. \quad (24)$$

Considering the complicated achievable rate expression given in (21) and the fact that the complete statistical characteristics of the signal fading for different spatial modes are not available, an analytical solution for $\bar{\mathcal{C}}$ is intractable. In the next section we will numerically calculate $\bar{\mathcal{C}}$ by averaging over a large number of propagation instances generated by simulation of beam propagation using the random phase screen approach [33]. Moreover, the average asymptotic AAR can be calculated using

$$\bar{\mathcal{C}}_{\infty} = E \left[\sum_{i \in \mathcal{N}} \mathcal{C}_{i|\alpha_{ii}}^{\infty} \right]. \quad (25)$$

B. Numerical Results

In this section, we present some simulation results for a typical SMM FSO system with mutually coherent channels, based on our analytical derivations in Section III-A. For the numerical results, we focus on OAM orthogonal spatial mode set considering that it has attracted significant interest from scientific community recently [1]. However, we would like to emphasize that all the analytical derivations in this paper can also be applied to FSO systems employing other spatial modes such as HG and HB modes.

The optical field for OAM mode state i at the transmitter plane is given by

$$u_i(r, \phi, 0) = \sqrt{\frac{2}{\pi|i|!}} \frac{1}{w_0} \left(\frac{\sqrt{2}r}{w_0} \right)^{|i|} L_0^i \left(\frac{2r^2}{w_0^2} \right) \exp \left(-\frac{r^2}{w_0^2} \right) \exp(-ji\phi) \quad (26)$$

where w_0 is the beamwidth for fundamental Gaussian beam at the transmitter plane, $L_0^i(\cdot)$ represents the generalized Laguerre polynomial and r and ϕ refer to the radial distance and azimuthal angle, respectively. Fig. 2 shows the difference of the intensity distribution imaged at the transmitter plane between OAM-based multiplexing employing mutually coherent and incoherent channels imaged at the transmitter plane. For mutually incoherent channels (Fig. 2(a)), the multiplexed beam intensity is simply the intensity superposition (incoherent addition) of transmitted modes. However, for mutually coherent channels (Fig. 2(b)), the optical fields are superimposed (coherent addition) and the multiplexed intensity pattern is more complicated due to the constructive and destructive interference between modes. Note that the coherent OAM mode superposition has also been investigated in [34] for high-dimensional modulation.

The propagation of the beams through atmosphere is numerically simulated using the split-step Fourier method [33] and




Fig. 2. The intensity distribution for an OAM-based multiplexing system imaged at the transmitter plane where OAM mode set $\mathcal{N} = \{0, \pm 10\}$ is employed, (a) mutually incoherent channels; (b) mutually coherent channels.

totally 5×10^4 propagation instances are simulated to ensure accurate simulation results. The propagation distance is set as $z = 1$ km, the transmitted beam wavelength is $\lambda = 850$ nm, the quantum efficiency is assumed equal to $\eta = 1$, the receiver temperature $T_o = 300$ K, the local resistance $R_L = 50 \Omega$, the electrical bandwidth is 1 GHz which corresponds to a symbol duration of $\tau = 1$ ns and the beamwidth at the transmitter is $w_0 = 1.6$ cm which leads to the minimum beamwidth on the receiver plane [3]. Moreover, the inner and outer scales of the turbulence are assumed as $l_0 = 5$ mm and $L_0 = 20$ m, respectively. The phase screens are placed every 50 m which are randomly generated based on the modified von Karman spectrum which is given by

$$\Phi(\kappa) = \beta_1 C_n^2 \left[1 + \beta_2 (\kappa/\kappa_l) - \beta_3 (\kappa/\kappa_l)^{7/6} \right] \frac{\exp(-\kappa^2/\kappa_l^2)}{(\kappa_0^2 + \kappa^2)^{11/6}}, \quad (27)$$

where $\beta_1 = 0.033$, $\beta_2 = 1.802$, $\beta_3 = 0.254$, $\kappa_l = 3.3/l_0$, $\kappa_0 = 2\pi/L_0$ and C_n^2 is the refractive index structure constant. In the simulation, we choose two values for C_n^2 , i.e., $1 \times 10^{-15} \text{ m}^{-2/3}$ and $6 \times 10^{-15} \text{ m}^{-2/3}$. According to the definition of Rytov variance $\sigma_R^2 = 1.23 C_n^2 k^{7/6} z^{11/6}$ where $k = 2\pi/\lambda$, these two C_n^2 values correspond to $\sigma_R^2 = 0.04$ and $\sigma_R^2 = 0.24$, respectively. It is known that weak turbulence is associated with $\sigma_R^2 < 1$ and strong turbulence is associated with $\sigma_R^2 > 1$ [35], thus these two C_n^2 values refer to weak turbulence conditions. Later in Section IV we employ another refractive index structure constant $C_n^2 = 3 \times 10^{-14} \text{ m}^{-2/3}$ which results in $\sigma_R^2 = 1.20$ and hence refers to a strong turbulence condition. In practical SMM systems, the range of spatial modes that can be employed is constrained by the limited transceiver sizes as well as the turbulence conditions [4]. In the simulation of this work, the transceivers are designed so that OAM modes with state -10 to $+10$ can be transmitted and received successfully. In particular, we assume a fixed receiver aperture radius of 10 cm which ensures that at least 99% of the transmitted power from the largest OAM mode state ± 10 can be collected under the investigated turbulence conditions.

In FSO SMM systems, the selection of the transmitted mode set \mathcal{N} is essential because of the different crosstalk characteristics of the spatial modes when propagate through the atmosphere. In this work, the OAM modes that can be employed for transmission are ranged from -10 to $+10$ and

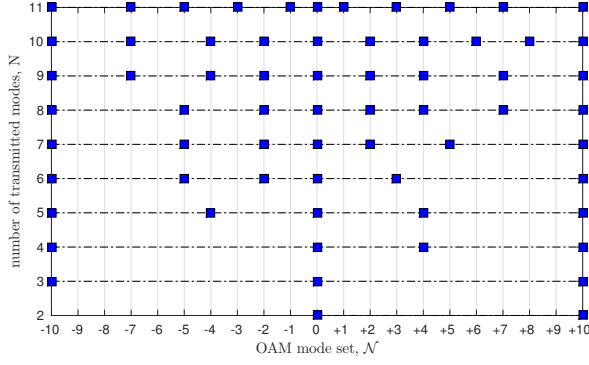


Fig. 3. For different number of transmitted spatial modes N in SMM system, the optimal set of transmitted modes \mathcal{N} which maximize the average asymptotic AAR \bar{C}_∞ when $C_n^2 = 1 \times 10^{-15} \text{ m}^{-2/3}$.

we are interested in the optimal set \mathcal{N} that can maximize the average asymptotic AAR \bar{C}_∞ under different turbulence conditions. Note that for each channel in the transmitted mode set, the instantaneous asymptotic achievable rate can be calculated using (23). Fig. 3 plots the optimal transmitted mode set \mathcal{N} with respect to the number of elements N when $C_n^2 = 1 \times 10^{-15} \text{ m}^{-2/3}$ by using exhaustive search. For other turbulence conditions, similar optimal mode sets can be observed. One can see that the fundamental Gaussian beam with OAM mode $i = 0$ is always preferable for different N , because this mode has the best ability of keeping the original mode status after propagating through atmosphere [3]. It is also shown that the relative separations of the transmitted mode states should be chosen as large as possible. For example, for three-mode transmission $N = 3$, the optimal mode set is $\mathcal{N} = \{0, \pm 10\}$ and for $N = 5$, the optimal set is $\mathcal{N} = \{0, \pm 4, \pm 10\}$. This is because at high P_t regime, the multiplexing systems are interference-limited and those systems with larger mode separation, which indicates smaller crosstalk between channels and hence larger asymptotic SIRs, can achieve higher AAR. Note that similar phenomenon is also observed for SMM systems with mutually incoherent channels [3]. Furthermore, one can also observe from Fig. 3 that when N is odd number, the mode set \mathcal{N} is always symmetrical around the OAM state 0.

The average asymptotic AAR \bar{C}_∞ versus N under different turbulence conditions is plotted in Fig. 4. Note that for each N , the optimal set \mathcal{N} is used according to Fig. 3. One can see that with the increase of N , the general trend of \bar{C}_∞ is that firstly increases and then decreases. This is because when N is small, the SMM system benefits from the additional spatial DOFs explored by adding more transmitted modes or channels, hence higher \bar{C}_∞ can be achieved with the increase of N . On the other hand, adding more transmitted modes also introduces additional crosstalk to other channels, which degrades the performance of other channels. Therefore with the further increase of N , the increase of \bar{C}_∞ due to the additional DOF might not be able to compensate the additional degradation introduced, which in turn results in the decrease of \bar{C}_∞ . As a result, an optimal N exists which can achieve the maximal \bar{C}_∞ . For instance, when $C_n^2 = 1 \times 10^{-15} \text{ m}^{-2/3}$ and

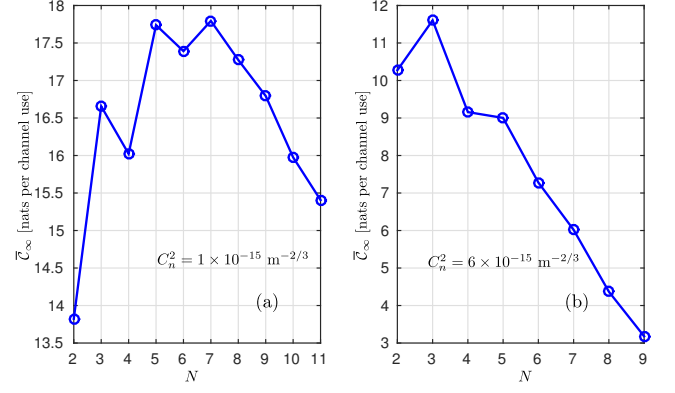


Fig. 4. The average asymptotic AAR \bar{C}_∞ versus the number of transmitted modes N under different turbulence conditions. (a) $C_n^2 = 1 \times 10^{-15} \text{ m}^{-2/3}$; (b) $C_n^2 = 6 \times 10^{-15} \text{ m}^{-2/3}$.

$C_n^2 = 6 \times 10^{-15} \text{ m}^{-2/3}$, the optimal number of transmitted modes are $N = 7$ and $N = 3$ which correspond to the mode sets $\mathcal{N} = \{0, \pm 2, \pm 5, \pm 10\}$ and $\mathcal{N} = \{0, \pm 10\}$, respectively. Note that for stronger turbulence, the optimal number of channels significantly decreases because of the stronger crosstalk effects. From Fig. 4 we can also observe a fluctuation of \bar{C}_∞ versus N . For instance when $C_n^2 = 1 \times 10^{-15} \text{ m}^{-2/3}$, if N increases from 2 to 4, \bar{C}_∞ firstly increases and then decreases. This is due to the non-uniform characteristics of the multiplexed channels in the investigated SMM system. It is known that for different OAM mode transmission through atmosphere, the capability of preserving the transmitted power in the original mode state varies [7]. Meanwhile, the amount of power leaked from one channel to another channel also varies with the mode states [3]. Distinct average signal and interference power among channels result in the multiplexed channels in the SMM system with non-uniform characteristic. Because of this non-uniform property, adding one more channel may not necessarily increase the total average AAR and it might even decrease AAR if it introduces strong interference to other channels. Nevertheless one can still determine the optimal transmitted mode number according to Fig. 4 as mentioned above. The results shown in Fig. 3 and Fig. 4 are valuable for the design of the practical FSO SMM systems. Since the transceiver sizes in practical SMM systems limit the range of spatial modes that can be employed in the system, using the above figures one can select the optimal transmitted mode set \mathcal{N} , which is associated with the turbulence condition, to maximize the average asymptotic AAR.

The average AAR \bar{C} given by (24) with respect to P_t for different N is plotted in Fig. 5. Note that still for each N the optimal set \mathcal{N} which results in the maximal \bar{C}_∞ is chosen according to Fig. 3. In lower P_t regime, with the increase of P_t , \bar{C} usually grows much faster for the systems with larger N than those with smaller N due to the more spatial DOFs they explored. For instance, by increasing P_t from -15 dBm to -10 dBm, an increase of 8.9 nats per channel use can be observed for $N = 5$ when $C_n^2 = 1 \times 10^{-15} \text{ m}^{-2/3}$. However, the corresponding increments for $N = 7$ and $N = 9$ are 9.4 and 10.6 nats per channel use, respectively. In high P_t regime,

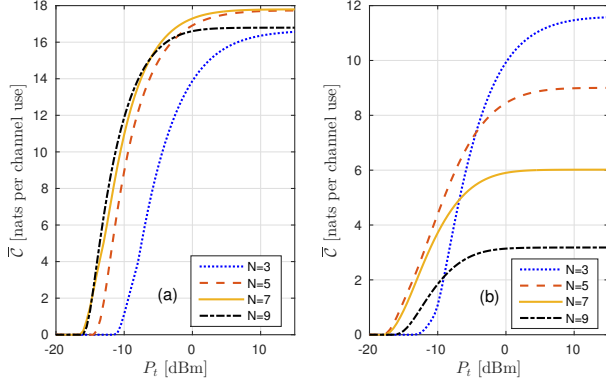


Fig. 5. The average AAR \bar{C} versus the average transmitted power P_t for different number of transmitted modes (a) $C_n^2 = 1 \times 10^{-15} \text{ m}^{-2/3}$; (b) $C_n^2 = 6 \times 10^{-15} \text{ m}^{-2/3}$.

the system turns to be interference-limited and \bar{C} saturates at a fixed value, i.e., \bar{C}_∞ . As mentioned before, an optimal number of channels exists which can achieve the maximal \bar{C}_∞ . For instance, when $C_n^2 = 1 \times 10^{-15} \text{ m}^{-2/3}$, $N = 7$ is the number of the transmitted modes which maximizes \bar{C} . In Fig. 5(a), one can see that the asymptotic rate for $N = 3$ is 16.6 nats per channel use. By increasing N to 7, the corresponding rate increases to 17.8 nats per channel use. However, further increasing N to 9 in turn decreases the asymptotic rate which results in the rate 16.8 nats per channel use. Similar phenomena can also be observed for stronger turbulence $C_n^2 = 6 \times 10^{-15} \text{ m}^{-2/3}$ in Fig. 5(b), however, with this turbulence condition the optimal N is only 3 and further increasing N will decrease the asymptotic rate at high P_t . In addition, Fig. 5 also indicates that in case of operation at lower P_t regime the optimum number of modes will increase from that of the high P_t case.

IV. SMM WITH MODE DIVERSITY

A. Mode Diversity

Although mode-multiplexing can significantly increase the aggregated capacity of the FSO systems, the reliability of each multiplexed channel might be strongly impaired by the turbulence. Therefore some techniques have to be employed to suppress the effect of crosstalk and improve the communication reliability. When coherent detection is employed, MIMO-DSP is commonly employed to mitigate interference effects [36]. However it cannot be applied in IM/DD SMM systems with mutually coherent channels considered here due to the non-linear channel transformation. Another method that can be employed is the adaptive optics [13], [14], which might be too expensive to be used in practical commercial cost-effective FSO links. In our previous work, zero-forcing beamforming has been investigated in such systems [37]. In this paper, we propose to use a *mode diversity* scheme to improve the reliability of the SMM channels. Here we focus on a receive spatial diversity scheme where the received signals over multiple modes are efficiently combined to improve the reliability of the mode transmission scheme. In our previous

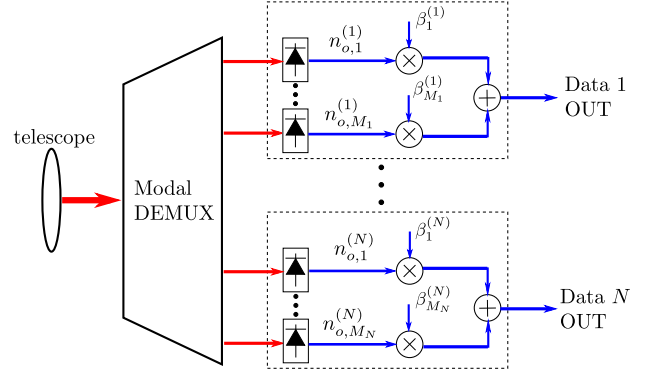


Fig. 6. The receiver of FSO SMM system with mode diversity for mutually coherent channels.

work the transmit spatial diversity has also been investigated in SMM FSO systems [38]. However, compared to the transmit diversity the proposed receive diversity here has inherently lower complexity. Furthermore, we would like to emphasize that although here we consider SMM FSO systems with mutually coherent channels, mode diversity can also be used in those systems with mutually incoherent channels [38].

As mentioned in Section II that after propagation through the atmosphere, the power of the transmitted modes will leak to other spatial modes. Take OAM mode propagation as an example, it is concluded that the power in the intended mode is more likely to leak to those OAM modes with adjacent mode states and this leakage becomes stronger with the increase of the transmitted OAM mode state [1], [3]. In traditional direct-detection SMM, only the power in those transmitted modes are detected as shown in Fig. 1 thereby the SMM system can be described by N multiplexed SISO channels. However, due to the turbulence-induced power leaking, the received power in modes other than the ones employed for multiplexing might also contain considerable signal power and hence can be used to improve the reliability of the channels by the means of diversity. The schematic of the proposed receiver with mode diversity is plotted in Fig. 6. After receiving the incoming optical field, modal demultiplexing is applied. However, not only the optical power in those modes within the transmitted mode set \mathcal{N} is detected, the optical signals in some other modes are also detected by the photodetector array. The detected optical signals are then combined together to realize the diversity. With this receiver scheme, the previous N SISO links in the multiplexing system turn into N SIMO links each with receive diversity. For instance, for the channel operated on mode state i , denoting the mode set for diversity as \mathcal{M}_i with M_i elements in it, the detected signals in these modes act as diversity branches and are combined after multiplying by distinct coefficients $\beta_j^{(i)}$ with $j \in [1, 2, \dots, M_i]$. It is worth mentioning that the main requirement of the proposed diversity technique is the extraction of the received optical power in multiple spatial modes other than that of the transmitted modes. In practical SMM systems, one can actually easily get access to the received signals in numerous spatial modes with small power loss and no additional hardware complexity by using some well-designed optical devices such as the

mode sorter for OAM-based SMM systems [10]. When mode sorter is employed, the received optical signals in different spatial modes are transformed into laterally separated and elongated spots, therefore the received signal in any spatial mode supported by the receive aperture can be collected at different elements of an already employed integrated detector array.

Taking the channel with the transmitted mode state i in the SMM system as an example, the detected photon counts in the presence of mode diversity can be expressed as

$$\tilde{n}_{o,i} = \sum_{j \in \mathcal{M}_i} \beta_j^{(i)} n_{o,j}^{(i)}, \quad (28)$$

where $\beta_j^{(i)}$ is the weighting coefficients and $n_{o,j}^{(i)}$ is the photon counts in the combining branch with mode state j . Invoking (19), $n_{o,j}^{(i)}$ can be written as

$$n_{o,j}^{(i)} = \mu \rho_i^2 |\alpha_{ij}|^2 + \sqrt{\mu \rho_i^2 |\alpha_{ij}|^2} Z_{s,j}^{(i)} + Z_{0,j}^{(i)}, \quad (29)$$

where $Z_{s,j}^{(i)}$ and $Z_{0,j}^{(i)}$ are still zero-mean Gaussian random variable with variance

$$\begin{aligned} \sigma_{Z_{s,j}^{(i)}}^2 &= 1 + 2m_{c,j}^{(i)}, \\ \sigma_{Z_{0,j}^{(i)}}^2 &= m_{c,j}^{(i)} + \left(m_{c,j}^{(i)}\right)^2 + \sigma_{th}^2, \end{aligned} \quad (30)$$

where $m_{c,j}^{(i)}$ is the average crosstalk photon count introduced by other multiplexed channels given by

$$m_{c,j}^{(i)} = \frac{\mu P_t}{N} \sum_{k \in \mathcal{N}, k \neq i} E[|\alpha_{kj}|^2]. \quad (31)$$

substituting (29) into (28), one can rewrite the output of the combiner as

$$\begin{aligned} \tilde{n}_{o,i} &= \\ \mu \rho_i^2 \sum_{j \in \mathcal{M}_i} \beta_j^{(i)} |\alpha_{ij}|^2 &+ \sqrt{\mu \rho_i^2} \sum_{j \in \mathcal{M}_i} \beta_j^{(i)} |\alpha_{ij}| Z_{s,j}^{(i)} + \sum_{j \in \mathcal{M}_i} \beta_j^{(i)} Z_{0,j}^{(i)}, \end{aligned} \quad (32)$$

where as (19) the first term is the signal, the second term is the signal dependent noise and the third term is the signal independent noise. The signal-to-interference-noise ratio (SINR) of the instantaneous output of the combiner conditioned on the channel fadings $|\alpha_{ij}|^2$ can then be expressed as [29]

$$\zeta_i = \frac{\mu P_t \left(\sum_{j \in \mathcal{M}_i} \beta_j^{(i)} |\alpha_{ij}|^2 \right)^2}{N \sum_{j \in \mathcal{M}_i} \left(\beta_j^{(i)} \right)^2 \left[|\alpha_{ij}|^2 \sigma_{Z_{s,j}^{(i)}}^2 + \frac{N}{\mu P_t} \sigma_{Z_{0,j}^{(i)}}^2 \right]}, \quad (33)$$

where the average transmitted power constraint $E[\rho_i^2] = P_t/N$ is applied. Now we consider the choice of the weighting coefficient $\beta_j^{(i)}$. When all the coefficient is set as unity, the so-called equal gain combining (EGC) is realized [28]. EGC is attractive due to its ease of implementation in practice. A more advanced choice of the coefficients that can maximize the SINR can also be employed here. This optimal combining is called the maximal ratio combining (MRC) and we will focus on this combining method in the following discussion.

According to the Cauchy-Schwarz inequality, the summation in the numerator of (33) satisfies

$$\begin{aligned} \left(\sum_{j \in \mathcal{M}_i} \beta_j^{(i)} |\alpha_{ij}|^2 \right)^2 &\leq \sum_{j \in \mathcal{M}_i} \left(\beta_j^{(i)} \right)^2 \left[|\alpha_{ij}|^2 \sigma_{Z_{s,j}^{(i)}}^2 + \frac{N}{\mu P_t} \sigma_{Z_{0,j}^{(i)}}^2 \right] \\ &\times \sum_{j \in \mathcal{M}_i} \frac{|\alpha_{ij}|^4}{|\alpha_{ij}|^2 \sigma_{Z_{s,j}^{(i)}}^2 + \frac{N}{\mu P_t} \sigma_{Z_{0,j}^{(i)}}^2}, \end{aligned}$$

where the equality holds when

$$\beta_j^{(i)} = v \frac{|\alpha_{ij}|^2}{|\alpha_{ij}|^2 \sigma_{Z_{s,j}^{(i)}}^2 + \frac{N}{\mu P_t} \sigma_{Z_{0,j}^{(i)}}^2}, \quad (34)$$

and v is an arbitrary constant. Equation (34) gives the expression of the coefficients for MRC which results in the maximal output SINR. Note that different from the MRC in AWGN channel where the optimal coefficient is simply the fading gain (for real-valued fading) [27], [28], the optimal coefficient here is related not only to the fading but also to the transmitted signal power P_t . This is due to the fact that the investigated channel contains signal-dependent noise as illustrated in (29). Substituting (34) into (33), one can get the maximal SINR as

$$\zeta_i = \frac{\mu P_t}{N} \sum_{j \in \mathcal{M}_i} \frac{|\alpha_{ij}|^4}{|\alpha_{ij}|^2 \sigma_{Z_{s,j}^{(i)}}^2 + \frac{N}{\mu P_t} \sigma_{Z_{0,j}^{(i)}}^2}, \quad (35)$$

which can be regarded as the summation of SINRs of all diversity branches. Considering the expressions of the variance $\sigma_{Z_{0,j}^{(i)}}^2$ and $\sigma_{Z_{s,j}^{(i)}}^2$ given in (30), the asymptotic SINR at high P_t can be written as

$$\begin{aligned} \zeta_i^\infty &= \\ \sum_{j \in \mathcal{M}_i} \frac{|\alpha_{ij}|^4}{2|\alpha_{ij}|^2 \sum_{k \in \mathcal{N}, k \neq i} E[|\alpha_{kj}|^2] + \left(\sum_{k \in \mathcal{N}, k \neq i} E[|\alpha_{kj}|^2] \right)^2}, \end{aligned} \quad (36)$$

which is not signal power dependent any more as expected.

It is worth mentioning that the characteristic of MRC combining result given in (35) shows the enhancement of SINR with the increase of the number of combining branches by adjusting the weight according to the SINR of each branch. However, with EGC combining, adding more combining branches is not always beneficial especially when the added branch brings more interference and noise and less signal power to the output signal, which might in turn reduce the output SINR. Therefore, although EGC can simplify the combining process by using unit weights, one has to pay more attention on choosing the combining branches to avoid the decrease of the output SINR.

B. Diversity Mode Set

So far, we have derived the coefficients for mode diversity with MRC combining. In this section, we consider the selection of the mode diversity set for each multiplexed channel, i.e., \mathcal{M}_i , which is essential and is directly associated with the reliability improvement. The performance of MRC combining always benefits from adding more branches, because it is able to adjust the combining coefficients given in (34), so that the

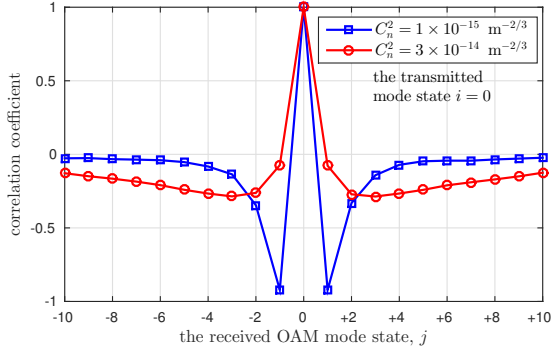


Fig. 7. The correlation coefficient between the fading in the dominant branch $|\alpha_{ii}|^2$ and $|\alpha_{ij}|^2$ where the transmitted mode is $i = 0$.

output SINR is the summation of the branch SINRs. Therefore, the best diversity mode set for each multiplex channel should include the whole mode states that can be detected. However, increasing the number of combining branches will definitely make the receiver design as well as the channel estimation process more complicated. Furthermore, the SINRs of some branches might be very small and make little contributions to the enhancement of the output SINR. Thus it is valuable to find out the diversity mode set with least number of branches which achieves relatively high output SINR.

It is known that with the decrease of the correlation of the fadings met by different branches, better diversity performance can be achieved [39]. Therefore the correlation between the fadings of combining branches, i.e., $|\alpha_{ij}|^2$, should be considered. Different from the traditional diversity systems where distinct branches have identical SINR statistical characteristics, the branches in the mode diversity are inherently different because both the statistics of the signal fading $|\alpha_{ij}|^2$ and the values of the noise variance vary with the received mode state j . Among all of the modes that can be employed for diversity, the received signal in the mode with the same state as the transmitted mode, i.e., $j = i$, is obviously the one with highest average SINR, considering that the power conserved in the intended mode, i.e., $|\alpha_{ii}|^2$, is usually much larger than that leaks to other modes, i.e., $|\alpha_{ij}|^2$ with $j \neq i$. Thus the branch with $j = i$ is the most preferable branch and can be treated as the dominant one in the proposed SIMO link. Hence the correlation coefficients between $|\alpha_{ii}|^2$ and the fadings of the other branches $|\alpha_{ij}|^2$ are important.

To see this correlation relationship more clearly, we take the channel with $i = 0$ in the OAM-based SMM system as an example. The correlation coefficient between $|\alpha_{ii}|^2$ and $|\alpha_{ij}|^2$ is plotted in Fig. 7 where the transmitted mode state is $i = 0$. One can see that those received modes with states close to the transmitted mode have inverse correlation. For instance, when turbulence is weak, i.e., $C_n^2 = 1 \times 10^{-15} \text{ m}^{-2/3}$, the correlation between $|\alpha_{00}|^2$ and $|\alpha_{0\pm1}|^2$ is -0.92 , however, with the increase of the mode state difference between the transmitted and received modes, the correlation coefficients increase and approach zero. This is an expected result, because the total transmitted power is conserved and when the power remained in the intended mode is low, the transmitted power

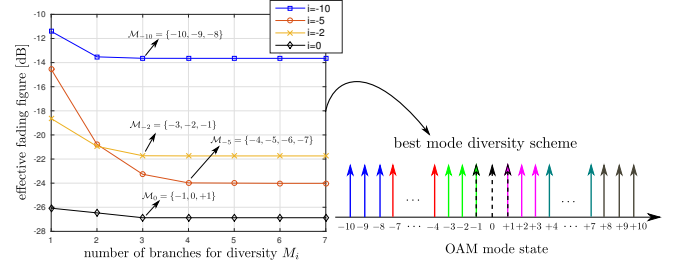


Fig. 8. The EFF versus the number of received modes for diversity, i.e., M_i for different transmitted mode states i ; $C_n^2 = 1 \times 10^{-15} \text{ m}^{-2/3}$ and the transmitted mode set is $\mathcal{N} = \{0, \pm 2, \pm 5, \pm 10\}$.

will more likely be leaked to those modes with close mode states especially its adjacent modes, which results in high signal power in adjacent modes. As a result, the signal power in modes with closer mode state to the transmitted mode is negatively correlated to the power reserved in the transmitted mode [25]. On the other hand, as shown in Fig. 7, the correlation relationship will spread more in strong turbulence condition, i.e., $C_n^2 = 3 \times 10^{-14} \text{ m}^{-2/3}$. This is because strong turbulence introduces rich scattering and the power of the transmitted mode leaks into more other modes, as a result the inverse correlation can be observed in more received OAM mode states. Note that due to severe randomness of the turbulence, different from the weak turbulence case, in strong turbulence the received mode with closest state to the transmitted mode is not necessarily the one with the highest inverse correlation. Besides the correlation coefficient, for each multiplexed channel in the SMM system, when the mode state of a combining branch is closer to that of other multiplexed channels and further from that of the intended channel, the average signal power decreases and the power of the interference contained in that branch increases. As a result, the average SINR of this combining branch decreases. Therefore, it is expected that those branches with mode states close to the transmitted mode state are more preferable for mode diversity not only because of lower correlation coefficient but also high power gain (due to higher signal power and less crosstalk).

Now we would like to justify our expectation using numerical simulations. In order to measure the diversity performance properly, we employ the effective fading figure (EFF) which can quantify the severity of the fading and the effectiveness of diversity systems on reducing signal fluctuations [40]. EFF is defined as the variance-to-mean-square ratio of the instantaneous combiner output SINR as

$$EFF \text{ (dB)} = 10 \log_{10} \left\{ \frac{\text{Var}[\zeta_i]}{(E[\zeta_i])^2} \right\}, \quad (37)$$

where $\text{Var}[\cdot]$ refers to the variance of the random variable. Note that the definition of EFF is close to the concept of the amount of fading (AF) which is commonly used in literature to assess the severity of the fading met at the output of a single fading channel [41], [42].

For OAM-based SMM systems, the EFF versus the number of branches for diversity M_i is plotted in Fig. 8 and Fig. 9 for $C_n^2 = 1 \times 10^{-15} \text{ m}^{-2/3}$ (weak turbulence) and $C_n^2 = 3 \times$

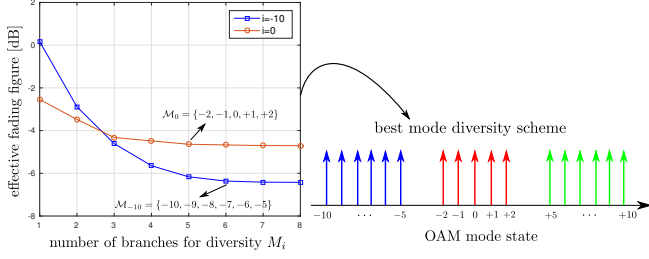


Fig. 9. The EFF versus the number of branches for diversity, i.e., M_i , for different transmitted mode states i ; $C_n^2 = 3 \times 10^{-14} \text{ m}^{-2/3}$ and the transmitted mode set is $\mathcal{N} = \{0, \pm 10\}$.

$10^{-14} \text{ m}^{-2/3}$ (strong turbulence), respectively. Note that as in Section III we still focus on the high transmitted power regime, hence the expression of SINR is given by (36). In addition, for $C_n^2 = 1 \times 10^{-15} \text{ m}^{-2/3}$ we employed the transmitted mode set $\mathcal{N} = \{0, \pm 2, \pm 5, \pm 10\}$ as discussed in Section III-B and for $C_n^2 = 3 \times 10^{-14} \text{ m}^{-2/3}$ we employ $\mathcal{N} = \{0, \pm 10\}$ instead. Since the employed \mathcal{N} is symmetrical with respect to state 0, the EFF of the channels with positive states i are not plotted in the figures for simplicity, which actually perform identically to the channels with corresponding negative states. Furthermore, for each M_i we plot the EFF of a diversity mode set \mathcal{M}_i which minimizes EFF through exhaustive search. From Fig. 8 and Fig. 9 one can see that for every multiplexed channel with the increase of M_i , the EFF firstly decreases and then saturates on a fixed value. This justifies our expectation that adding branches is beneficial to the diversity system, however, with the increase of branches, the improvement of the diversity performance turns to be negligible. In these figures, we also point out the diversity mode sets with the least elements when the EFFs are saturated. we denote these mode sets as the best mode sets for diversity in the sense that they can achieve the best diversity performance with simplest receiver design. One can observe that the elements in the best mode set are all close to the transmitted mode state. For instance, in Fig. 9 when $C_n^2 = 3 \times 10^{-14} \text{ m}^{-2/3}$ and $\mathcal{N} = \{0, \pm 10\}$, the EFF is 0.17 dB for the channel with mode $i = -10$ in the absence of diversity. With the increase of the number of modes for diversity, EFF decreases and approaches to a fixed value -6.4 dB. The best diversity mode set is given by $\mathcal{M}_{-10} = \{-10, -9, -8, -7, -6, -5\}$ and further increase in the number of combining branches can not improve the diversity gain. Note that the multiplexing channel with $i = +10$ (which is not plotted in Fig. 9) has symmetrical best mode set as $i = -10$, i.e., $\mathcal{M}_{+10} = \{+10, +9, +8, +7, +6, +5\}$. Moreover, one can also determine the optimal diversity mode set for the channel with $i = 0$ as $\mathcal{M}_0 = \{0, \pm 1, \pm 2\}$. It is known that in the absence of mode diversity, the channel with $i = 0$ is inherently superior to the channel with $i = -10$ [3]. However, based on our simulation result, the channel with $i = -10$ benefits more from the mode diversity with larger EFF reduction and its minimal EFF could even be lower than that with $i = 0$. Similar results for the best mode set for diversity can also be observed in Fig. 8 when $C_n^2 = 1 \times 10^{-15} \text{ m}^{-2/3}$ with the transmitted mode set $\mathcal{N} = \{0, \pm 2, \pm 5, \pm 10\}$, where

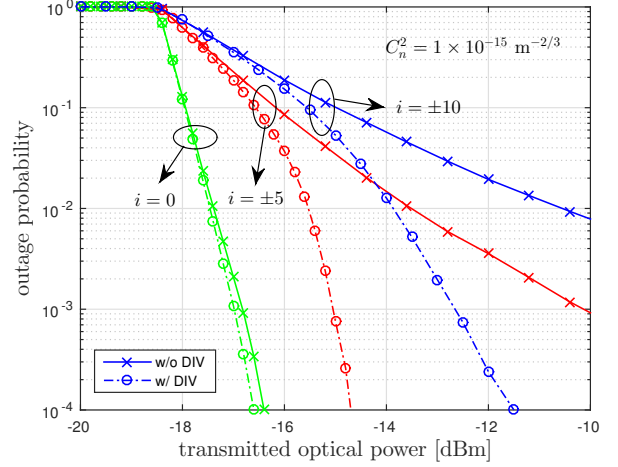


Fig. 10. The outage probability versus the transmitted optical power for OAM-based SMM system with and without the mode diversity where $\mathcal{N} = \{0, \pm 2, \pm 5, \pm 10\}$ and $C_n^2 = 1 \times 10^{-15} \text{ m}^{-2/3}$ and $\zeta_{th} = 10$ dB. The outage probability for the channel with $i = \pm 2$ is omitted for the sake of clarity. DIV: mode diversity.

the best diversity mode sets are $\mathcal{M}_{-10} = \{-10, -9, -8\}$, $\mathcal{M}_{-5} = \{-4, -5, -6, -7\}$, $\mathcal{M}_{-2} = \{-3, -2, -1\}$, and $\mathcal{M}_0 = \{0, \pm 1\}$. Note that although in this work both the optimal transmitted mode sets and diversity mode sets are determined using the exhaustive search, all these searches can be done offline before communication using the measured channel statistics considering that these optimal mode sets are determined based on the average performance over the random channel realizations.

C. Outage probability

In order to evaluate the reliability improvement provided by the mode diversity, the outage probability will be investigated in this section. Outage probability is commonly employed in high-speed FSO communication systems to evaluate the reliability of the link, due to the slow-varying property of the atmospheric turbulence [43]. It is defined as the probability when the SINR is failing to achieve a prescribed threshold ζ_{th} and can be expressed as

$$P_{out} = \Pr\{\zeta_i < \zeta_{th}\}. \quad (38)$$

The outage probability versus the transmitted optical power with and without the mode diversity is plotted in Fig. 10 and 11 for $C_n^2 = 1 \times 10^{-15} \text{ m}^{-2/3}$ and $C_n^2 = 3 \times 10^{-14} \text{ m}^{-2/3}$, respectively. From these two figures one can observe the significant improvement of the outage performance by employing the mode diversity. For instance, when turbulence condition is $C_n^2 = 1 \times 10^{-15} \text{ m}^{-2/3}$ and seven modes are employed for multiplexing, the outage probability of the channel with $i = \pm 5$ is 0.035 for $P_t = -15$ dBm, however, the corresponding outage probability decreases to 7×10^{-4} in the presence of mode diversity. Similarly, when $C_n^2 = 3 \times 10^{-14} \text{ m}^{-2/3}$ and $P_t = 1$ dBm, the outage probability is at a high level of 0.3 for the channel with $i = \pm 10$ in the absence of mode diversity. However, the corresponding outage probability in the presence of mode diversity is only 3×10^{-3} .

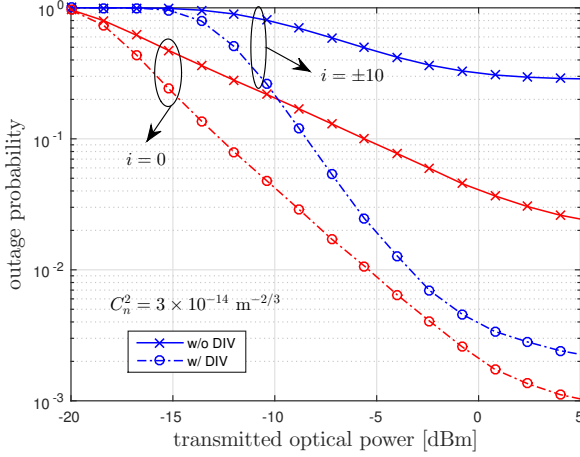


Fig. 11. The outage probability versus the transmitted optical power for OAM-based SMM system with and without the mode diversity where $\mathcal{N} = \{0, \pm 10\}$, $C_n^2 = 3 \times 10^{-14} \text{ m}^{-2/3}$ and $\zeta_{\text{th}} = 10 \text{ dB}$. DIV: mode diversity.

Negative asymptotic slope of error probability or outage probability is usually used to characterize the diversity order of diversity systems [44]. In SMM systems considered here since with the increase of P_t the multiplexed channels turn to be interference-limited, error floors will occur for outage probability curves in high P_t regime. As a result the conventional definition of diversity order is of no use. However, clear changes can be observed in the negative slopes of the performance curves at finite P_t when mode diversity is employed. Therefore, one can still get some insights into the diversity gain using the normalized slopes of the outage probability curves with respect to that in the absence of mode diversity at finite P_t [44]. For instance, in Fig. 11 one can calculate the normalized slopes as 3.97 and 1.96 for multiplexed channels with $i = \pm 10$ and $i = 0$, respectively when $P_t = -5 \text{ dBm}$. Hence, with this transmitted power the channels with $i = \pm 10$ benefit the more from the mode diversity.

D. ϵ -Outage Achievable Rate

Finally, let us investigate the achievable rates of the SMM system employing both multiplexing and mode diversity. The detected photon counts of the channel with transmitted mode state i is given in (32). After some algebraic manipulations, this expression can be rewritten as

$$\tilde{n}_{o,i} = \tilde{m}_{s,i} + \sqrt{\tilde{m}_{s,i}} \mathcal{Z}_s^{(i)} + \mathcal{Z}_0^{(i)}, \quad (39)$$

where

$$\tilde{m}_{s,i} = \mu \rho_i^2 \sum_{j \in \mathcal{M}_i} \beta_j^{(i)} |\alpha_{ij}|^2, \quad \mathcal{Z}_0^{(i)} = \sum_{j \in \mathcal{M}_i} \beta_j^{(i)} \mathcal{Z}_{0,j}^{(i)}, \quad (40)$$

$$\mathcal{Z}_s^{(i)} = \frac{1}{\sqrt{\sum_{j \in \mathcal{M}_i} \beta_j^{(i)} |\alpha_{ij}|^2}} \sum_{j \in \mathcal{M}_i} \beta_j^{(i)} |\alpha_{ij}| \mathcal{Z}_{s,j}^{(i)}.$$

Since both $\mathcal{Z}_{s,j}^{(i)}$ and $\mathcal{Z}_{0,j}^{(i)}$ are zero mean Gaussian random variables, $\mathcal{Z}_s^{(i)}$ and $\mathcal{Z}_0^{(i)}$ are also zero mean Gaussian distributed

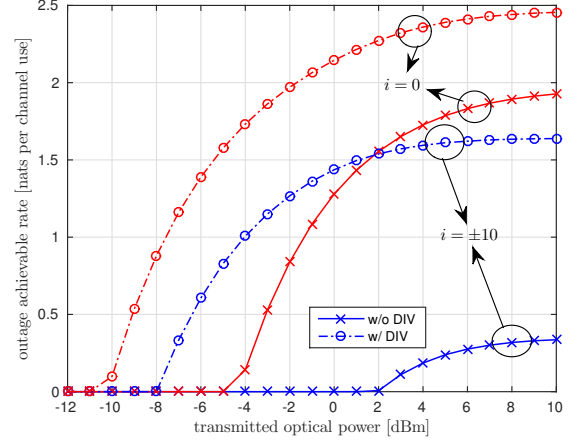


Fig. 12. The ϵ -outage achievable rate versus the transmitted optical power for OAM-based SMM system with and without the mode diversity where $\mathcal{N} = \{0, \pm 10\}$, $C_n^2 = 3 \times 10^{-14} \text{ m}^{-2/3}$ and $\epsilon = 0.1$.

with variance

$$\sigma_{\mathcal{Z}_s^{(i)}}^2 = \frac{\sum_{j \in \mathcal{M}} (\beta_j^{(i)})^2 |\alpha_{ij}|^2 \sigma_{\mathcal{Z}_{s,j}^{(i)}}^2}{\sum_{j \in \mathcal{M}} \beta_j^{(i)} |\alpha_{ij}|^2}, \quad \sigma_{\mathcal{Z}_0^{(i)}}^2 = \sum_{j \in \mathcal{M}} (\beta_j^{(i)})^2 \sigma_{\mathcal{Z}_{0,j}^{(i)}}^2, \quad (41)$$

where $\sigma_{\mathcal{Z}_{s,j}^{(i)}}^2$ and $\sigma_{\mathcal{Z}_{0,j}^{(i)}}^2$ are given in (30). The channel expression (39) is similar to that of the channel in the absence of mode diversity in (19) where the average power constraint is now given by $E[\tilde{m}_{s,i}] = \mu P_t \sum_{j \in \mathcal{M}_i} \beta_j^{(i)} |\alpha_{ij}|^2 / N$. Hence the achievable rate conditioned on the channel states can be expressed as

$$\mathcal{C}_i | \alpha_i = \frac{1}{2} \log \frac{E[\tilde{m}_{s,i}]}{\sigma_{\mathcal{Z}_s^{(i)}}^2} + \frac{1}{2} \log \left(1 + \frac{2\sigma_{\mathcal{Z}_s^{(i)}}^2}{E[\tilde{m}_{s,i}]} \right) - \frac{E[\tilde{m}_{s,i}]}{\sigma_{\mathcal{Z}_s^{(i)}}^2} - 1 \quad (42)$$

$$+ \frac{\sqrt{E[\tilde{m}_{s,i}] (E[\tilde{m}_{s,i}] + 2\sigma_{\mathcal{Z}_s^{(i)}}^2)}}{\sigma_{\mathcal{Z}_s^{(i)}}^2} - \sqrt{\frac{\pi \sigma_{\mathcal{Z}_0^{(i)}}^2}{2E[\tilde{m}_{s,i}] \sigma_{\mathcal{Z}_s^{(i)}}^2}},$$

where $\alpha_i = [\alpha_{i1}, \dots, \alpha_{iM_i}]^T$ is the the vector of the instantaneous fading of all combining branches. The ϵ -outage achievable rate is defined as the largest rate \mathcal{C}_{out} that satisfies the condition [45]

$$\Pr \left\{ \mathcal{C}_i | \alpha_i < \mathcal{C}_{\text{out}} \right\} < \epsilon, \quad (43)$$

where ϵ is a fixed value. The ϵ -outage achievable rate provides the maximum data rate that can be transmitted in the system under the condition that the outage criterion is satisfied. Using the optimal coefficients $\beta_j^{(i)}$ given in (34) which maximize the output SINR of the SIMO link, the 10%-outage achievable rate for a three-mode OAM-based SMM system is plotted in Fig. 12. One can observe that using the mode diversity, the outage achievable rate can be significantly improved especially for the channel with mode state $i = \pm 10$. For instance, when $P_t = 5 \text{ dBm}$, the outage achievable rate for $i = \pm 10$ is only 0.24 nats per channel use in the absence of mode diversity, however,

when mode diversity is employed, about 1.61 nats per channel use outage achievable rate can be achieved. It is worth mentioning that although the use of combining coefficients given by (34) can significantly improve the ϵ -outage achievable rate, these coefficients are generally not the optimal combining coefficients that can maximize the achievable rate. Since (34) is optimal in the sense of maximizing the combining output SINR (36), but the expression of the achievable rate given in (42) is not a direct function of SINR. However, as shown in the Appendix, (34) indeed gives the optimal combining coefficients for ϵ -outage achievable rate in an asymptotic scenario. To get the optimal combining coefficients which maximize the ϵ -outage achievable rate in general scenarios, one should solve a complicated optimization problem in which (42) is maximized with respect to the combining coefficients. The algorithm of solving this non-concave optimization problem is out of the scope of this paper.

V. CONCLUSION

In this paper, IM/DD SMM FSO systems with mutually coherent channels are investigated. Compared to the systems with mutually incoherent channels, the system considered here employs a single laser source with a narrow linewidth to generate different spatial modes, which simplifies the transmitter design and preserve the spectral DOFs. In order to evaluate the system performance justifiably, the average AAR is considered. For practical SMM systems, it is concluded that an optimal transmitted mode set with specific number of modes can be determined which maximizes the average asymptotic AAR. Moreover, under stronger turbulence, the number of modes in the optimal mode set decreases accordingly. In order to improve the reliability of every multiplexed channel in the system, we propose to use a mode diversity scheme which renders the SISO links in the system into SIMO links. The expression of the optimal combining coefficients is derived which maximizes the combining output SINR and the best diversity mode sets for different channels are discussed. Through outage performance analysis, it is concluded that using mode diversity, both the outage probability and ϵ -outage achievable rate can be significantly improved. This technique is cost-effective and is a potential technique to improve the reliability of FSO SMM systems in the future.

APPENDIX

Here we prove that (34) gives the optimal combining coefficients for ϵ -outage achievable rate under the special case that the transmitted power is high and the signal power contained in each diversity branch is much larger than the contained average interference power.

For the channel operated on the i th mode state, the instantaneous achievable rate conditioned on the channel state in the presence of mode diversity is given by (42). After

some algebraic manipulations, the corresponding asymptotic achievable rate at high P_t can be expressed as

$$\mathcal{C}_{i|\alpha_i}^\infty = \frac{1}{2} \log \xi_i + \frac{1}{2} \log \left(1 + \frac{2}{\xi_i} \right) - \xi_i + \sqrt{\xi_i (\xi_i + 2)} \quad (44)$$

$$- 1 - \sqrt{\frac{\pi \sum_{j \in \mathcal{M}_i} (\beta_j^{(i)})^2 (m_{c,j}^{(i)})^2}{4 \sum_{j \in \mathcal{M}_i} (\beta_j^{(i)})^2 m_{c,j}^{(i)} \frac{\mu P_t}{N} |\alpha_{ij}|^2}},$$

where

$$\xi_i = \frac{\mu P_t \left(\sum_{j \in \mathcal{M}_i} \beta_j^{(i)} |\alpha_{ij}|^2 \right)^2}{2N \sum_{j \in \mathcal{M}_i} (\beta_j^{(i)})^2 |\alpha_{ij}|^2 m_{c,j}^{(i)}}, \quad (45)$$

and $m_{c,j}^{(i)}$ refers to the total average interference power in the combining branch operated on the mode state j given in (31). For every diversity branch, if the assumption that the signal power is much higher than interference power $m_{c,j}^{(i)}$ is applied, i.e., $\frac{\mu P_t}{N} |\alpha_{ij}|^2 \gg m_{c,j}^{(i)}$, the last term in (44) becomes negligible so that the asymptotic achievable rate turns to be a function of ξ_i as

$$\mathcal{C}_{i|\alpha_i}^\infty = \frac{1}{2} \log \xi_i + \frac{1}{2} \log \left(1 + \frac{2}{\xi_i} \right) - \xi_i - 1 + \sqrt{\xi_i (\xi_i + 2)}. \quad (46)$$

Taking the first derivative of (46) with respect to ξ_i , one can get that the asymptotic rate $\mathcal{C}_{i|\alpha_i}^\infty$ is a monotonically increasing function with respect to ξ_i . With this result on hand, now let's turn to the definition of SINR given in (33). By applying the same assumptions, one can get that the asymptotic SINR ζ_i^∞ equals to ξ_i given in (45), which means the asymptotic achievable rate $\mathcal{C}_{i|\alpha_i}^\infty$ is a monotonically increasing function with respect to SINR ζ_i^∞ . Based on the derivation in Section IV-A, we know that the weight coefficients given by (34) are optimal in the sense of maximizing the SINR ζ_i^∞ , therefore they are also the optimal weight coefficients which maximize the instantaneous achievable rate and hence the ϵ -outage achievable rate.

REFERENCES

- [1] A. E. Willner, G. Xie, L. Li, Y. Ren, Y. Yan, N. Ahmed, Z. Zhao, Z. Wang *et al.*, "Design challenges and guidelines for free-space optical communication links using orbital-angular-momentum multiplexing of multiple beams," *Journal of Optics*, vol. 18, no. 7, p. 074014, 2016.
- [2] J. Wang, J.-Y. Yang, I. M. Fazal, N. Ahmed, Y. Yan, H. Huang, Y. Ren, Y. Yue, S. Dolinar, M. Tur *et al.*, "Terabit free-space data transmission employing orbital angular momentum multiplexing," *Nature Photonics*, vol. 6, no. 7, pp. 488–496, 2012.
- [3] J. A. Anguita, M. A. Neifeld, and B. V. Vasic, "Turbulence-induced channel crosstalk in an orbital angular momentum-multiplexed free-space optical link," *Appl. Opt.*, vol. 47, no. 13, pp. 2414–2429, May 2008.
- [4] N. Zhao, X. Li, G. Li, and J. M. Kahn, "Capacity limits of spatially multiplexed free-space communication," *Nature Photonics*, vol. 9, no. 12, pp. 822–826, 2015.
- [5] G. Gibson, J. Courtial, M. J. Padgett, M. Vasnetsov, V. Pas'ko, S. M. Barnett, and S. Franke-Arnold, "Free-space information transfer using light beams carrying orbital angular momentum," *Opt. Express*, vol. 12, no. 22, pp. 5448–5456, Nov 2004.
- [6] C. Paterson, "Atmospheric turbulence and orbital angular momentum of single photons for optical communication," *Phys. Rev. Lett.*, vol. 94, p. 153901, Apr 2005.

- [7] Y. Ren, H. Huang, G. Xie, N. Ahmed, Y. Yan, B. I. Erkmen, N. Chandrasekaran, M. P. J. Lavery *et al.*, "Atmospheric turbulence effects on the performance of a free space optical link employing orbital angular momentum multiplexing," *Opt. Lett.*, vol. 38, no. 20, pp. 4062–4065, Oct 2013.
- [8] I. Gasulla and J. M. Kahn, "Performance of direct-detection mode-group-division multiplexing using fused fiber couplers," *J. Lightwave Technol.*, vol. 33, no. 9, pp. 1748–1760, May 2015.
- [9] H. Huang, Y. Cao, G. Xie, Y. Ren, Y. Yan, C. Bao, N. Ahmed, M. A. Neifeld, S. J. Dolinar, and A. E. Willner, "Crosstalk mitigation in a free-space orbital angular momentum multiplexed communication link using 4×4 MIMO equalization," *Opt. Lett.*, vol. 39, no. 15, pp. 4360–4363, Aug 2014.
- [10] H. Huang, G. Milione, M. P. Lavery, G. Xie, Y. Ren, Y. Cao, N. Ahmed, T. A. Nguyen, D. A. Nolan, M.-J. Li *et al.*, "Mode division multiplexing using an orbital angular momentum mode sorter and MIMO-DSP over a graded-index few-mode optical fibre," *Scientific reports*, vol. 5, 2015.
- [11] M. A. Khalighi and M. Uysal, "Survey on free space optical communication: A communication theory perspective," *IEEE Communications Surveys Tutorials*, vol. 16, no. 4, pp. 2231–2258, Fourthquarter 2014.
- [12] K. Igarashi, D. Souma, Y. Wakayama, K. Takeshima, Y. Kawaguchi, T. Tsuritani, I. Morita, and M. Suzuki, "114 space-division-multiplexed transmission over 9.8-km weakly-coupled-6-mode uncoupled-19-core fibers," in *Optical Fiber Communication Conference Post Deadline Papers*. Optical Society of America, 2015, p. Th5C.4.
- [13] Y. Ren, G. Xie, H. Huang, N. Ahmed, Y. Yan, L. Li, C. Bao, M. P. J. Lavery *et al.*, "Adaptive-optics-based simultaneous pre- and post-turbulence compensation of multiple orbital-angular-momentum beams in a bidirectional free-space optical link," *Optica*, vol. 1, no. 6, pp. 376–382, Dec 2014.
- [14] S. M. Zhao, J. Leach, L. Y. Gong, J. Ding, and B. Y. Zheng, "Aberration corrections for free-space optical communications in atmosphere turbulence using orbital angular momentum states," *Opt. Express*, vol. 20, no. 1, pp. 452–461, Jan 2012.
- [15] Y. Yadin and M. Orenstein, "Parallel optical interconnects over multi-mode waveguides," *J. Lightwave Technol.*, vol. 24, no. 1, p. 380, Jan 2006.
- [16] M. Nazarathy and A. Agmon, "Coherent transmission direct detection MIMO over short-range optical interconnects and passive optical networks," *J. Lightwave Technol.*, vol. 26, no. 14, pp. 2037–2045, Jul 2008.
- [17] S. M. Haas and J. H. Shapiro, "Capacity of wireless optical communications," *IEEE Journal on Selected Areas in Communications*, vol. 21, no. 8, pp. 1346–1357, Oct 2003.
- [18] Y. Yadin and M. Orenstein, "Parallel optical interconnects over multi-mode waveguides using mutually coherent channels and direct detection," *Journal of Lightwave Technology*, vol. 25, no. 10, pp. 3126–3131, Oct 2007.
- [19] P. J. Legg, M. Tur, and I. Andonovic, "Solution paths to limit interferometric noise induced performance degradation in ask/direct detection lightwave networks," *Journal of Lightwave Technology*, vol. 14, no. 9, pp. 1943–1954, Sep 1996.
- [20] I. T. Monroy, E. Tangdiongga, and H. de Waardt, "On the distribution and performance implications of filtered interferometric crosstalk in optical WDM networks," *Journal of Lightwave Technology*, vol. 17, no. 6, pp. 989–997, Jun 1999.
- [21] N. W. Bikhazi, M. A. Jensen, and A. L. Anderson, "MIMO signaling over the mmf optical broadcast channel with square-law detection," *IEEE Transactions on Communications*, vol. 57, no. 3, pp. 614–617, March 2009.
- [22] S. O. Arik and J. M. Kahn, "Direct-detection mode-division multiplexing in modal basis using phase retrieval," *Opt. Lett.*, vol. 41, no. 18, pp. 4265–4268, Sep 2016.
- [23] S. O. Arik and J. M. Kahn, "Low-complexity implementation of convex optimization-based phase retrieval," *ArXiv e-prints*, Jul. 2017.
- [24] M. Safari and S. Hranilovic, "Diversity and multiplexing for near-field atmospheric optical communication," *IEEE Transactions on Communications*, vol. 61, no. 5, pp. 1988–1997, May 2013.
- [25] J. A. Anguita, M. A. Neifeld, and B. V. Vasic, "Modeling channel interference in an orbital angular momentum-multiplexed laser link," pp. 74 640U1–6, 2009.
- [26] E. J. Lee and V. W. S. Chan, "Diversity coherent receivers for optical communication over the clear turbulent atmosphere," in *2007 IEEE International Conference on Communications*, June 2007, pp. 2485–2492.
- [27] M. Razavi and J. H. Shapiro, "Wireless optical communications via diversity reception and optical preamplification," *IEEE Transactions on Wireless Communications*, vol. 4, no. 3, pp. 975–983, May 2005.
- [28] A. Shah and A. M. Haimovich, "Performance analysis of maximal ratio combining and comparison with optimum combining for mobile radio communications with cochannel interference," *IEEE Transactions on Vehicular Technology*, vol. 49, no. 4, pp. 1454–1463, Jul 2000.
- [29] R. M. Gagliardi and S. Karp, "Optical communications," *New York, Wiley-Interscience*, 1976. 445 p., vol. 1, 1976.
- [30] P. A. Humblet and M. Azizoglu, "On the bit error rate of lightwave systems with optical amplifiers," *Journal of Lightwave Technology*, vol. 9, no. 11, pp. 1576–1582, Nov 1991.
- [31] T. Li and M. C. Teich, "Photon point process for traveling-wave laser amplifiers," *IEEE Journal of Quantum Electronics*, vol. 29, no. 9, pp. 2568–2578, Sep 1993.
- [32] S. M. Moser, "Capacity results of an optical intensity channel with input-dependent gaussian noise," *IEEE Transactions on Information Theory*, vol. 58, no. 1, pp. 207–223, Jan 2012.
- [33] J. D. Schmidt, "Numerical simulation of optical wave propagation with examples in MATLAB," SPIE Bellingham, WA, 2010.
- [34] J. A. Anguita, J. Herreros, and I. B. Djordjevic, "Coherent multimode oam superpositions for multidimensional modulation," *IEEE Photonics Journal*, vol. 6, no. 2, pp. 1–11, April 2014.
- [35] L. C. Andrews and R. L. Phillips, *Laser beam propagation through random media*. SPIE press Bellingham, WA, 2005, vol. 152.
- [36] Y. Ren, Z. Wang, G. Xie, L. Li, A. J. Willner, Y. Cao, Z. Zhao, Y. Yan *et al.*, "Atmospheric turbulence mitigation in an OAM-based MIMO free-space optical link using spatial diversity combined with MIMO equalization," *Opt. Lett.*, vol. 41, no. 11, pp. 2406–2409, Jun 2016.
- [37] S. Huang and M. Safari, "Spatial-mode multiplexing with zero-forcing beamforming in free space optical communications," in *2017 IEEE International Conference on Communications Workshops (ICC Workshops)*, May 2017, pp. 331–336.
- [38] G. R. Mehrpoor, M. Safari, and B. Schmauss, "Free space optical communication with spatial diversity based on orbital angular momentum of light," in *2015 4th International Workshop on Optical Wireless Communications (IWOW)*, Sept 2015, pp. 78–82.
- [39] S. M. Navidpour, M. Uysal, and M. Kavehrad, "BER performance of free-space optical transmission with spatial diversity," *IEEE Transactions on Wireless Communications*, vol. 6, no. 8, pp. 2813–2819, August 2007.
- [40] H. Shin and M. Z. Win, "MIMO diversity in the presence of double scattering," *IEEE Transactions on Information Theory*, vol. 54, no. 7, pp. 2976–2996, July 2008.
- [41] M. O. Hasna and M. S. Alouini, "Harmonic mean and end-to-end performance of transmission systems with relays," *IEEE Transactions on Communications*, vol. 52, no. 1, pp. 130–135, Jan 2004.
- [42] U. Charash, "Reception through Nakagami fading multipath channels with random delays," *IEEE Transactions on Communications*, vol. 27, no. 4, pp. 657–670, Apr 1979.
- [43] M. Safari and M. Uysal, "Relay-assisted free-space optical communication," *IEEE Transactions on Wireless Communications*, vol. 7, no. 12, pp. 5441–5449, December 2008.
- [44] —, "Cooperative diversity over log-normal fading channels: performance analysis and optimization," *IEEE Transactions on Wireless Communications*, vol. 7, no. 5, pp. 1963–1972, May 2008.
- [45] S. G. Wilson, M. Brandt-Pearce, Q. Cao, and J. H. Leveque, "Free-space optical MIMO transmission with Q-ary PPM," *IEEE Transactions on Communications*, vol. 53, no. 8, pp. 1402–1412, Aug 2005.