

Alma Mater Studiorum Università di Bologna
Archivio istituzionale della ricerca

Density Estimation in Randomly Distributed Wireless Networks

This is the final peer-reviewed author's accepted manuscript (postprint) of the following publication:

Published Version:

Density Estimation in Randomly Distributed Wireless Networks / Valentini L.; Giorgetti A.; Chiani M.. - In: IEEE TRANSACTIONS ON WIRELESS COMMUNICATIONS. - ISSN 1536-1276. - STAMPA. - 21:8(2022), pp. 9721041.6687-9721041.6697. [10.1109/TWC.2022.3151918]

Availability:

This version is available at: <https://hdl.handle.net/11585/902422> since: 2022-11-14

Published:

DOI: <http://doi.org/10.1109/TWC.2022.3151918>

Terms of use:

Some rights reserved. The terms and conditions for the reuse of this version of the manuscript are specified in the publishing policy. For all terms of use and more information see the publisher's website.

This item was downloaded from IRIS Università di Bologna (<https://cris.unibo.it/>).
When citing, please refer to the published version.

(Article begins on next page)

This is the final peer-reviewed accepted manuscript of:

L. Valentini, A. Giorgetti and M. Chiani, "Density Estimation in Randomly Distributed Wireless Networks," in *IEEE Transactions on Wireless Communications*, vol. 21, no. 8, pp. 6687-6697, Aug. 2022

The final published version is available online at:

<https://doi.org/10.1109/TWC.2022.3151918>

Terms of use:

Some rights reserved. The terms and conditions for the reuse of this version of the manuscript are specified in the publishing policy. For all terms of use and more information see the publisher's website.

This item was downloaded from IRIS Università di Bologna (<https://cris.unibo.it/>)

When citing, please refer to the published version.

Density Estimation in Randomly Distributed Wireless Networks

Lorenzo Valentini, *Student Member, IEEE*, Andrea Giorgetti, *Senior Member, IEEE*,
and Marco Chiani, *Fellow, IEEE*

Abstract—Networks of randomly distributed nodes appear in various fields, including forestry and wireless communications, and can often be modeled, using stochastic geometry theory, as Poisson point processes (PPPs). In these contexts, estimation of nodes density is important for monitoring and optimizing the network. Originally, this problem has been addressed in forestry where the trees are the nodes and, assuming these are distributed according to an infinite two-dimensional homogeneous PPP, the spatial density can be estimated by measuring the distances from one reference tree to its neighbors. However, in many other scenarios, nodes could result invisible with some probability, for example depending on distance. In this paper, we derive the Cramér-Rao bounds and new estimators for the node spatial density, taking into account a limited capability in sensing neighbors. As an example, we provide estimators of the spatial density of transmitting devices in wireless networks with links affected by thermal noise, path loss, and shadowing.

Index Terms—Spatial density estimation, Poisson point processes, Cramér-Rao bounds, maximum likelihood estimation, stochastic geometry, wireless networks.

I. INTRODUCTION

THE estimation of the spatial density of entities is a well-known problem that appears in different disciplines. In forestry, for example, it is crucial to estimate the density of the trees, both for census purposes and for evaluating the dynamic changes in the environment [1]–[3]. In geographical epidemiology, the density of individuals afflicted by a specified disease can be used to produce mapped information on disease incidence [4], [5]. In zoology, density estimators have been used to examine different foraging strategies and density of group-living animals [6], [7]. In wireless communication networks, the knowledge of the spatial density of the nodes allows to evaluate and optimize the performance in terms of throughput and delay [8]–[16]. Moreover, the applicability of novel spectrum reuse concepts, enabling the coexistence of heterogeneous networks, is based on the capability of accurately controlling the interference that each network generates to the others [17]–[20]. In scenarios where the use of the radio channel is uncoordinated, network interference is determined by the number of active nodes transmitting on the same radio channel in a finite region. More specifically, density estimation for wireless networks will find application in:

- 6G mobile radio systems and internet of things, where the ultradense network scenario imposes new energy-efficient and spectrum-efficient protocols [21]–[29];
- wireless ad hoc and sensor networks, where access protocols can be optimized based on the expected traffic [30]–[40];
- cognitive radio, where the presence of transmitting nodes must be estimated to understand if a given frequency band is congested [41]–[44].

Spatial density estimators have been developed originally in the context of forestry, assuming trees distributed according to an infinite two-dimensional Poisson point process (PPP) [45], [46]. When the trees spatial location follows a homogeneous PPP, a straightforward procedure to compute the density is to count the total number of trees in a given region and divide by the area. Pollard proposed an estimator based on the distances to neighbors, which are easier to measure than the absolute positions of trees and thus simplifies the measurement procedure [46]. The same methods can be adopted in other stochastic geometry scenarios described by homogeneous PPPs. However, in some situations, the available measurements could make the observed PPP inhomogeneous. For example, in wireless networks with measurements based on radio signals, propagation impairments may obscure some nodes or limit the maximum sensed distance, leading to a modified statistical description of the PPP observed by a receiver, which impacts on the aggregate interference. In fact, the PPP model has been extensively used to study wireless networks [8]–[15], [17]–[20], [27], [41], [47], [48], always assuming the knowledge of the nodes density.

We here consider the spatial density estimation of a wireless network where detection of nodes may occasionally fail due to path-loss and shadowing. With reference to the PPP observed by a node, thinned by detection failures, the key contributions of the paper can be summarized as follows:

- we derive the distribution of the number of sensed nodes and sensed distances, taking into account the statistical characterization of the thinned spatial process;
- we derive the Cramér-Rao bounds (CRBs) for the spatial density estimation, considering different sensing capabilities;
- we derive maximum likelihood (ML) density estimators for different sensing capabilities;
- we apply the methodology to wireless networks in the presence of thermal noise, path-loss, and shadowing, providing some easy-to-implement spatial density estimators.

This research was supported in part by MIUR under the program “Departments of Excellence (2018-2022) - Precise-CPS” and in part by the European Union’s Horizon 2020 programme under Grant no. 871249.

The authors are with the Department of Electrical, Electronic, and Information Engineering “Guglielmo Marconi” and CNIT/WiLab, University of Bologna, Italy (e-mail: {lorenzo.valentini13, andrea.giorgetti, marco.chiani}@unibo.it).

The results, specified with reference to two-dimensional PPPs, have been generalized to the n -dimensional case in Appendix A.

The remainder of the paper is organized as follows. In Section II we review the estimators for the homogeneous PPP networks. Section III presents the model for thinned PPP and the novel estimators, assuming both a single agent and cooperative agents estimation. In Section IV we specialize the analysis to a wireless scenario where propagation impairments are considered. In Section V we report a numerical comparison among different estimators, followed by concluding remarks in Section VI.

Throughout the paper, we distinguish between the random variable (r.v.) X or x with its realization x , boldface letters denote vectors, $\mathbb{E}\{\cdot\}$ stands for expectation, $\mathbb{V}\{\cdot\}$ stands for variance, and $\mathbb{P}\{\cdot\}$ denotes the probability of an event.

II. DENSITY ESTIMATION WITH PERFECT VISIBILITY

We consider the problem of estimating the spatial density, defined as entities per unit area, in two-dimensional stochastic geometry. More precisely, we assume a network with nodes distributed according to a homogeneous 2D Poisson point process having an unknown density λ [nodes/m²]. To avoid edge effects, which are negligible for large networks, it is assumed that the process is extended infinitely in all directions. For a homogeneous PPP with density λ , the number of nodes n in a region \mathcal{A} of area $|\mathcal{A}|$ follows a Poisson distribution, with [49]

$$\mathbb{P}\{n = n\} = \frac{(\lambda|\mathcal{A}|)^n}{n!} e^{-\lambda|\mathcal{A}|}. \quad (1)$$

In the following we use “agent” to denote special nodes which have the role of estimating the network density. We start by describing the two approaches that are commonly adopted to estimate the density of a PPP network. The first assumes the knowledge of node locations, and the second is based on ranging measurements [46]. More precisely, we consider the case where the agents can measure locations or distances with all neighboring nodes (so, all nodes are visible). In Section III the possibility that some nodes are not visible to the agents, for example, due to poor propagation conditions, will be taken into account.

Through the paper, we use $R_j^{(k)}$ to describe the r.v. distance between the agent j and its k -th neighbor node. When it is clear what neighbor we are referring, the notation is simplified as R_j .

A. Estimation based on nodes spatial position

Let us consider M agents used to collect nodes information over disjoint regions $\mathcal{A}_j \subset \mathbb{R}^2$, $\mathcal{A}_i \cap \mathcal{A}_j = \emptyset$ for $i \neq j$, with $i, j = 1, \dots, M$. In the following $|\mathcal{A}_j|$ is denoted as capture area. Also, assume that all nodes in the generic \mathcal{A}_j are aware of their spatial position. Then, if they share this information with the associated agent j , it can compute the number n_j of nodes in its area. From (1) the cooperative maximum likelihood estimator (MLE) of λ is given by

$$\hat{\lambda} = \frac{\sum_{j=1}^M n_j}{\sum_{j=1}^M |\mathcal{A}_j|}. \quad (2)$$

The estimator (2) is unbiased with variance

$$\mathbb{V}\{\hat{\lambda}\} = \frac{\lambda}{\sum_{j=1}^M |\mathcal{A}_j|}. \quad (3)$$

Moreover, (2) is an efficient estimator, since its variance coincides with the CRB for all λ .¹

B. Estimation based on ranging: Pollard's estimator

The estimation of λ assuming the distances can be measured with no error (perfect ranging) has been studied extensively with application to biometrics, ecology, randomly distributed forests, and ad-hoc wireless networks [34], [35], [45], [46]. Let us consider M agents, where each one measures exactly one distance from its own position to the k -th nearest agent. In particular, the j -th agent records the distance to its k_j -th neighbor, where k_j takes some predetermined positive integer value. We assume that the agents have unlimited ranging capabilities, so there are no restrictions on the maximum value of k_j . When the agents of the network are distributed according to a homogeneous PPP, the distance R_j from an agent j to its k_j -th closest neighbor is a r.v. with probability density function (PDF) [46], [50], [51]

$$f_{R_j}(r; \lambda) = \frac{2(\pi\lambda)^{k_j}}{(k_j - 1)!} r^{2k_j - 1} e^{-\pi\lambda r^2} \quad r \geq 0 \quad (4)$$

and its square $W_j = R_j^2$ follows an Erlang distribution with PDF

$$f_{W_j}(w; \lambda) = \frac{(\pi\lambda)^{k_j} w^{k_j - 1} e^{-\pi\lambda w}}{(k_j - 1)!} \quad w \geq 0. \quad (5)$$

The distribution (5) describes also the sum of k_j independent, identically distributed (i.i.d.) exponential r.v.s with mean $\mu = 1/(\pi\lambda)$, so that we can write $R_j^2 = Z_1^{(j)} + \dots + Z_{k_j}^{(j)}$, where $Z_i^{(j)}$ are i.i.d. exponentials. In order to derive the ML density estimator based on all measurements, we hence consider the joint distribution of $K \triangleq \sum_{j=1}^M k_j$ exponential r.v.s, Z_i , $i = 1, \dots, K$, all with mean $\mu = 1/(\pi\lambda)$

$$f_{\mathbf{Z}}(\mathbf{z}; \mu) = \prod_{i=1}^K \frac{1}{\mu} e^{-\frac{1}{\mu} z_i}. \quad (6)$$

The ML estimate of μ is $\hat{\mu} = \sum_{i=1}^K z_i / K$ which shows that $\sum_{i=1}^K z_i$ is a sufficient statistic. Since $\sum_{i=1}^K Z_i = \sum_{j=1}^M R_j^2$ we have

$$\hat{\mu} = \frac{\sum_{j=1}^M r_j^2}{K} \quad (7)$$

and, due to the invariance property of the MLE [52], the ML density estimator is [46]

$$\hat{\lambda} = \frac{K}{\pi \sum_{j=1}^M r_j^2}. \quad (8)$$

¹Any unbiased estimator $\hat{\lambda}$ of a deterministic scalar parameter λ , based on measurements distributed according to the PDF $f_{\mathbf{x}}(\mathbf{x}; \lambda)$, has a variance which satisfies

$$\mathbb{V}\{\hat{\lambda}\} \geq \text{CRB}(\lambda) \triangleq -1/\mathbb{E}\left\{\frac{\partial^2 \ln f_{\mathbf{x}}(\mathbf{x}; \lambda)}{\partial \lambda^2}\right\}.$$

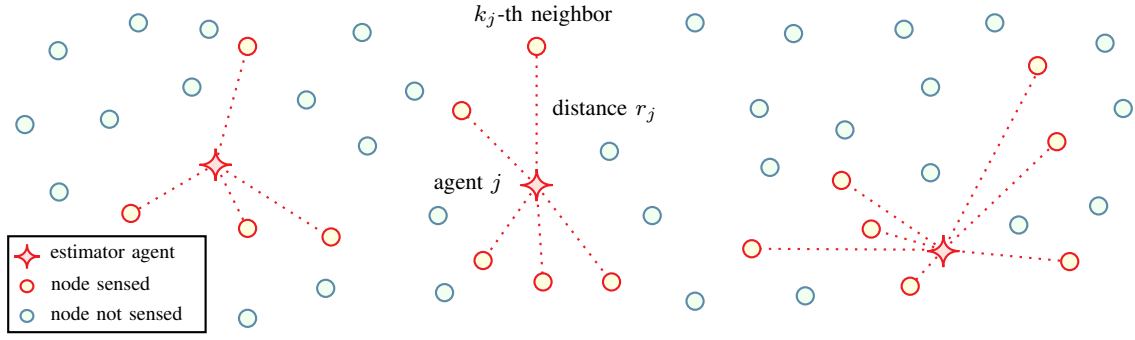


Fig. 1. Density estimation carried out by agents with impaired node visibility.

Using the joint distribution of $\mathbf{R} = (R_1, R_2, \dots, R_M)$ this estimator has been proved to be biased [46]. An alternative, easier way, to derive the bias is given by the fact that

$$\begin{aligned} \mathbb{E}\{\hat{\lambda}\} &= \int_0^\infty \dots \int_0^\infty \frac{K}{\pi \sum_{j=1}^M r_j^2} f_{\mathbf{R}}(\mathbf{r}; \lambda) d\mathbf{r} \\ &= \int_0^\infty \dots \int_0^\infty \frac{K}{\pi \sum_{i=1}^K z_i} f_{\mathbf{Z}}(\mathbf{z}; \lambda) d\mathbf{z}. \end{aligned} \quad (9)$$

After the substitution $u_\ell = \sum_{i=1}^\ell z_i$ it is simple to check that the expectation is $\mathbb{E}\{\hat{\lambda}\} = \lambda K / (K - 1)$. To have finite expectation, it must be $K > 1$. An unbiased estimator is then given by [46]

$$\hat{\lambda} = \frac{K - 1}{\pi \sum_{j=1}^M r_j^2}. \quad (10)$$

Similarly, we can derive the variance of (10) as

$$\mathbb{V}\{\hat{\lambda}\} = \frac{\lambda^2}{K - 2} \quad (11)$$

which to be finite requires $K > 2$ and, for large K , approaches the corresponding CRB

$$\text{CRB}(\lambda) = \frac{\lambda^2}{K}. \quad (12)$$

From (11) it appears that using the distances of distant neighbors instead of the nearest ones results in a reduced variance [46].

Remark 1: It is interesting to note that the estimator (10), based on distance measurements, has a smaller variance than the estimator (2), based on the number of nodes in a given area, $|\mathcal{A}| = \sum_{j=1}^M |\mathcal{A}_j|$, whenever the following condition is satisfied

$$\lambda < \frac{K - 2}{|\mathcal{A}|}. \quad (13)$$

Remark 2: It is not always true that the best estimator in terms of mean-square error (MSE) is an unbiased estimator. However, using the information inequality [53], the MSE of any estimator with $\mathbb{E}\{\hat{\lambda}\} = \lambda K / (K - 1)$ can be bounded as

$$\text{MSE} = \mathbb{E}\left\{\left(\hat{\lambda} - \lambda\right)^2\right\} \geq \frac{K + 1}{(K - 1)^2} \lambda^2. \quad (14)$$

When $K \geq 3$, the right side of (14) is always larger than (11). Hence, the unbiased estimator (10) is better than any estimator with expectation equal to $\lambda K / (K - 1)$.

III. DENSITY ESTIMATION WITH IMPAIRED VISIBILITY

In this section, we consider a scenario where, with some probability, nodes could not be visible by the agents. We assume an isotropic case, where the probability that a node is visible, $p(r)$, depends only on the radial distance r from the agent to the node. After the general treatment for arbitrary $p(r)$, we will specialize the analysis to wireless networks, where this probability is related to path-loss and shadowing.

A. Isotropically thinned PPPs

Let us consider the spatial process constituted by the nodes seen by a generic agent. If each node is visible with some probability $p(r)$, this observed spatial process is still a Poisson process, but it is no longer homogeneous. More precisely, the observed is a thinned PPP whose density is [49]

$$\lambda_t(r) = \lambda p(r). \quad (15)$$

The probability that in a region \mathcal{A} there are k visible nodes is given by

$$\mathbb{P}\{n(\mathcal{A}) = k\} = \frac{[\Lambda(\mathcal{A})]^k}{k!} e^{-\Lambda(\mathcal{A})} \quad (16)$$

where

$$\Lambda(\mathcal{A}) = \lambda \int_{\mathcal{A}} r p(r) dr d\theta \quad (17)$$

is the average number of nodes sensed in \mathcal{A} . For the whole plane, equation (17) becomes

$$\Lambda = \Lambda(\mathbb{R}^2) = 2\pi\lambda \int_0^\infty r p(r) dr. \quad (18)$$

For the thinned process, we distinguish two scenarios depending on the convergence of (18). To this aim, we define the function

$$\psi(r) \triangleq \int_0^r \xi p(\xi) d\xi. \quad (19)$$

In appendix A we show the generalization to the n -dimensional case. Without losing generality, through the paper we assume a 2-dimensional scenario which is the most significant in wireless networks.

Adopting the notation $\psi(\infty) = \lim_{r \rightarrow \infty} \psi(r)$, we have the two cases below.

- **Infinite number of visible nodes:** $\psi(\infty) = \infty$. Here, $\Lambda = \infty$ as for the homogeneous PPP, and the average number of nodes sensed from an agent is infinite.

The PDF of the distance R_j between the agent j and its k -th closest neighbor is derived in Appendix B-A as

$$f_{R_j^{(k)}}(r; \lambda) = \frac{(2\pi\lambda)^k}{(k-1)!} r p(r) [\psi(r)]^{k-1} e^{-2\pi\lambda\psi(r)} \quad (20)$$

where $r \geq 0$. This can be seen as a generalization of the previously known distance distribution in (4), which is the particular case $p(r) = 1$. Similarly, we can derive the joint ordered distances distribution for the first k closest neighbors of the agent j as (see Appendix B-B)

$$f_{R_j^{(1)}, R_j^{(2)}, \dots, R_j^{(k)}}(r_1, r_2, \dots, r_k; \lambda) = \quad (21)$$

$$(2\pi\lambda)^k e^{-2\pi\lambda\psi(r_k)} \prod_{\ell=1}^k r_\ell p(r_\ell).$$

Applying the factorization theorem to (20) or (21), the sufficient statistic for the estimation of λ , assuming the distances to the closest k nodes are known, is reduced to r_k [52, Theorem 6.2.6].

- Finite number of visible nodes: $\psi(\infty) < \infty$.

In this scenario, typical of wireless networks, the average number of nodes sensed over the whole plane is finite. We can derive the distance distribution of the farthest visible node, jointly to the event that k nodes are sensed, as (see Appendix B-C)

$$f_{R_j^{(k)}, K}(r, k; \lambda) = \frac{(2\pi\lambda)^k}{(k-1)!} r p(r) [\psi(r)]^{k-1} e^{-2\pi\lambda\psi(\infty)}. \quad (22)$$

Similarly, it is possible to write the joint ordered distances distribution for all the k neighbors of the agent j as (see Appendix B-D)

$$f_{R_j^{(1)}, R_j^{(2)}, \dots, R_j^{(k)}, K}(r_1, r_2, \dots, r_k, k; \lambda) = \quad (23)$$

$$(2\pi\lambda)^k e^{-2\pi\lambda\psi(\infty)} \prod_{\ell=1}^k r_\ell p(r_\ell).$$

In this case, applying the factorization theorem to (23), the sufficient statistic for the estimation of λ , assuming to sense a random number of nodes and corresponding distances, is just their number k .

B. Density estimation with a single agent

Consider the scenario where a single agent is used to estimate the density λ . Its area of interest is $\mathcal{A} = \mathbb{R}^2$, and the sensing capability is therefore limited only by $p(r)$. Below we derive the ML estimators for both infinite and finite number of visible nodes.

1) *Infinite visible nodes, distance-based estimator*: Let us assume the agent knows the distances to the closest k nodes. Starting from the expression of the PDF in (20), or equivalently from (21), it can be checked that the CRB for estimators of the density is given by

$$\text{CRB}(\lambda) = \frac{\lambda^2}{k}. \quad (24)$$

Then, from (20) or (21) we derive the ML estimator in closed form as

$$\hat{\lambda} = \frac{k}{2\pi\psi(r_k)}. \quad (25)$$

As noted before, for a given number k of ordered distances, a sufficient statistic is just that of the farthest node, r_k . So, while the information about the first $k-1$ neighbors could seem not used, actually k takes into account that there are $k-1$ nearest nodes before that at r_k .

For the ML estimator (25), using (20) we have

$$\begin{aligned} \mathbb{E}\{\hat{\lambda}\} &= \int_0^\infty \frac{k}{2\pi\psi(r)} f_{R_j^{(k)}}(r; \lambda) dr \\ &= \frac{k\lambda}{k-1} \int_0^\infty \frac{(2\pi\lambda)^{k-1}}{(k-2)!} r p(r) [\psi(r)]^{k-2} e^{-2\pi\lambda\psi(r)} dr \\ &= \frac{k}{k-1} \lambda. \end{aligned} \quad (26)$$

An unbiased estimator is therefore given by

$$\hat{\lambda} = \frac{k-1}{2\pi\psi(r_k)}. \quad (27)$$

The performance of this unbiased estimator in terms of variance are given by

$$\mathbb{V}\{\hat{\lambda}\} = \frac{\lambda^2}{k-2} \quad (28)$$

which, for large k , tends to the CRB in (24). To have finite expected value and variance, we thus consider $k > 2$.

2) *Finite visible nodes, counting estimator*: As observed, from (23) the sufficient statistic is the total number k of sensed neighbors, while the extra knowledge of the distances does not add information to the estimation. Therefore, from (16) we can derive the CRB as

$$\text{CRB}(\lambda) = \frac{-1}{\mathbb{E}\left\{\frac{\partial^2 \ln \mathbb{P}\{n(\mathbb{R}^2)=k; \lambda\}}{\partial \lambda^2}\right\}} = \frac{\lambda}{2\pi\psi(\infty)} \quad (29)$$

and the ML estimator as

$$\hat{\lambda} = \frac{k}{2\pi\psi(\infty)}. \quad (30)$$

We will refer to this as the counting estimator, since the agent needs just to count all its visible neighbors. This estimator is unbiased, as can be checked by computing

$$\mathbb{E}\{\hat{\lambda}\} = \sum_{k=0}^\infty \frac{k}{2\pi\psi(\infty)} \frac{\Lambda^k}{k!} e^{-\Lambda} = \lambda. \quad (31)$$

The variance is

$$\begin{aligned} \mathbb{V}\{\hat{\lambda}\} &= \sum_{k=0}^\infty \left(\frac{k}{2\pi\psi(\infty)}\right)^2 \frac{\Lambda^k}{k!} e^{-\Lambda} - \lambda^2 \\ &= \frac{\lambda}{2\pi\psi(\infty)} \end{aligned} \quad (32)$$

which, compared to (29), prove that (30) is an efficient estimator.

C. Density estimation with cooperating agents

Now we examine the scenario where $M \geq 2$ agents cooperate to estimate the density of the PPP. Assuming independent measurements from the agents, we derive estimators for all possible types of information the agents could gather from the environment. Again, the sensing capability is limited only by $p(r)$, with two different scenarios characterized by the asymptotic value of $\psi(r)$.

1) *Infinite visible nodes, distance-based estimator*: In this case, we assume each agent measures one distance. Precisely, the agent j measures the distance r_j to its k_j -th neighbor. Since each distance is a r.v. distributed as (20), the joint PDF for all agent measurements can be expressed as

$$f_{R_1, R_2, \dots, R_M}(r_1, r_2, \dots, r_M; \lambda) = \frac{(2\pi\lambda)^K}{\prod_{j=1}^M (k_j - 1)!} \prod_{j=1}^M r_j p(r_j) [\psi(r_j)]^{k_j-1} e^{-2\pi\lambda\psi(r_j)}. \quad (33)$$

Comparing (33) with (20) it is simple to derive, similarly to the single agent scenario, the CRB as

$$\text{CRB}(\lambda) = \frac{\lambda^2}{K} \quad (34)$$

and the MLE as

$$\hat{\lambda} = \frac{K}{2\pi \sum_{j=1}^M \psi(r_j)} \quad (35)$$

whose expectation is (see Appendix C)

$$\mathbb{E}\{\hat{\lambda}\} = \lambda \frac{K}{K-1}. \quad (36)$$

From (35) and (36), an unbiased estimator is

$$\hat{\lambda} = \frac{K-1}{2\pi \sum_{j=1}^M \psi(r_j)}. \quad (37)$$

Its variance, that can be derived with steps similar to those used to demonstrate (36), is

$$\mathbb{V}\{\hat{\lambda}\} = \frac{\lambda^2}{K-2} \quad (38)$$

which, for large K , approaches the CRB.

2) *Finite visible nodes, counting estimator*: Suppose that each agent can count and estimate the distances from each neighbor so that the joint distribution of distances and number of sensed nodes is given by products of (22). Similarly to the single agent scenario, it can be checked that the sufficient statistic for the estimation of λ is given by the number of neighbors sensed by each agent. Let us indicate by k_j the number of nodes sensed by the j -th agent. Then, from the joint distribution

$$\mathbb{P}\{k_1, \dots, k_M; \lambda\} = \frac{\Lambda^K}{\prod_{j=1}^M k_j!} e^{-M\Lambda} \quad (39)$$

the MLE can be derived as

$$\hat{\lambda} = \frac{K}{2\pi M \psi(\infty)} \quad (40)$$

which will be indicated as counting estimator. We note that the MLE can be interpreted as the arithmetic mean of the single agent estimations (30). Hence, it is unbiased and efficient, with variance given by

$$\mathbb{V}\{\hat{\lambda}\} = \text{CRB}(\lambda) = \frac{\lambda}{2\pi M \psi(\infty)}. \quad (41)$$

3) *Finite visible nodes, detection-based estimator*: Let us now consider the particular case of simple, low-complexity nodes, capable of detecting the presence of neighbors but not able to estimate their number or distances. So, an agent can only sense the absence/presence of neighbors, and we can write the probability of n_0 agents sensing no one as

$$\mathbb{P}\{n_0 = n_0; \lambda\} = \binom{M}{n_0} e^{-n_0\Lambda} (1 - e^{-\Lambda})^{M-n_0}. \quad (42)$$

From this distribution it can be shown that the CRB is

$$\text{CRB}(\lambda) = \frac{e^\Lambda - 1}{M (2\pi \psi(\infty))^2} \quad (43)$$

and that the MLE is

$$\hat{\lambda} = \frac{1}{2\pi \psi(\infty)} \ln \left(\frac{M}{n_0} \right) \quad (44)$$

which will be indicated as detection-based estimator. Since this estimator diverges for $n_0 = 0$, it is applicable only for not too dense networks. Note that, in wireless scenarios, the detection-based estimator can be implemented using a simple energy detector [43].

Remark 3: For small λ , the CRB in (43) tends to the value $\lambda/(2\pi M \psi(\infty))$, which is equal to (41).

IV. APPLICATION: DENSITY ESTIMATION IN WIRELESS NETWORKS

In wireless networks, both the agents and the generic entities constituting our PPP are radio-equipped devices. Adopting the models used for wireless links, we will assume that an agent can hear a node if the received power is above a threshold P_{th} , which depends on the thermal noise level. Besides thermal noise, we assume wireless links affected by path-loss and log-normal shadowing [41], [54]. Then, a node at distance r can be detected if

$$P \frac{e^{2\sigma G}}{r^\alpha} > P_{\text{th}} \quad (45)$$

where P is the received power at a reference distance $d_0 = 1$ m, σ is the shadowing parameter, $\alpha > 0$ is the path-loss exponent, $G \sim \mathcal{N}(0, 1)$ is a Gaussian r.v. accounting for shadowing effects.² Due to the condition (45) only a fraction of nodes will be detected. Precisely, a node at a distance r can be sensed with probability $p(r)$, which in this specific propagation environment is given by

$$p(r) = \mathbb{P}\left\{P \frac{e^{2\sigma G}}{r^\alpha} > P_{\text{th}}\right\} = \mathcal{Q}\left(\frac{\ln \bar{P}_{\text{th}} + \alpha \ln r}{2\sigma}\right) \quad (46)$$

where $\mathcal{Q}(x)$ is the \mathcal{Q} -function of the standard normal distribution, and $\bar{P}_{\text{th}} = P_{\text{th}}/P$ is the normalized threshold. This

²The path-loss exponent can also be estimated in large wireless networks [55], [56].

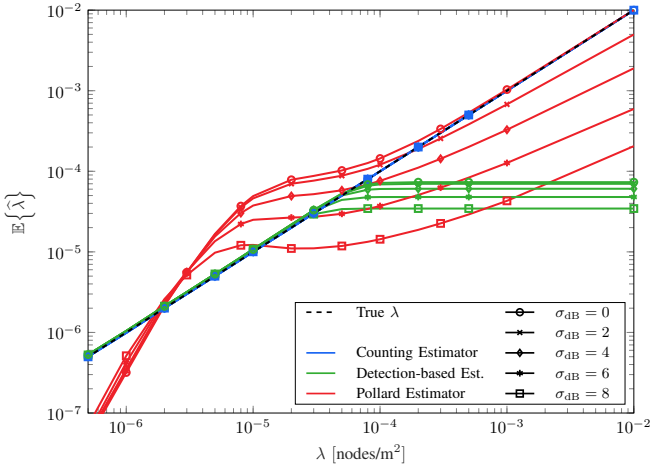


Fig. 2. Expected value of density estimators as a function of the actual density for different shadowing parameter σ_{dB} .

selection based on the received power is independent for each point and gives rise to the thinning of the PPP. Note that, in the absence of shadowing ($\sigma = 0$) the propagation model can be seen as a disk model, i.e., $p(r) = 1$ for $r < \bar{P}_{th}^{-1/\alpha}$ and $p(r) = 0$ otherwise.

In order to perform density estimation, we first compute $\psi(r)$ according to (19) as

$$\begin{aligned} \psi(r) &= \int_0^r \xi \mathcal{Q}\left(\frac{\ln \bar{P}_{th} + \alpha \ln \xi}{2\sigma}\right) d\xi = \\ &= \frac{r^2}{2} \mathcal{Q}\left(\eta(r)\right) + \frac{e^{8\sigma^2/\alpha^2}}{2\bar{P}_{th}^{2/\alpha}} \mathcal{Q}\left(\frac{4\sigma}{\alpha} - \eta(r)\right) \end{aligned} \quad (47)$$

where

$$\eta(r) \triangleq \frac{\ln \bar{P}_{th} + \alpha \ln r}{2\sigma}.$$

Its asymptotic behaviour is

$$\psi(\infty) = \frac{1}{2} \exp\left(\frac{8\sigma^2}{\alpha^2} - \frac{2 \ln \bar{P}_{th}}{\alpha}\right) \quad (48)$$

which is finite since the threshold P_{th} cannot be set to zero due to thermal noise. So, as expected, in the wireless network scenario the nodes visibility is limited, and the average number of nodes detected by an agent is finite.

V. NUMERICAL RESULTS

In this section, we report some numerical results for the scenario introduced in section IV, to verify the effectiveness of the proposed density estimators. The parameters used in the simulations are: normalized threshold $\bar{P}_{th} = 10^{-6}$, path-loss exponent $\alpha \in [1.5, 4]$, and log-normal shadowing standard deviation $\sigma_{dB} = 10 \log_{10}(\exp(2\sigma)) \in [0, 8]$, according to typical wireless scenarios [54]. When not specified, we assume $\alpha = 3$ and $\sigma_{dB} = 6$. From (48) we can then compute $\psi(\infty)$ and hence the average number of sensed nodes $2\pi\lambda\psi(\infty)$. For example, with the parameters above, each agent is expected to sense on the average 4.8 nodes when $\lambda = 10^{-4}$ [nodes/m²]. Since in this scenario $\psi(\infty)$ is finite, the density estimators

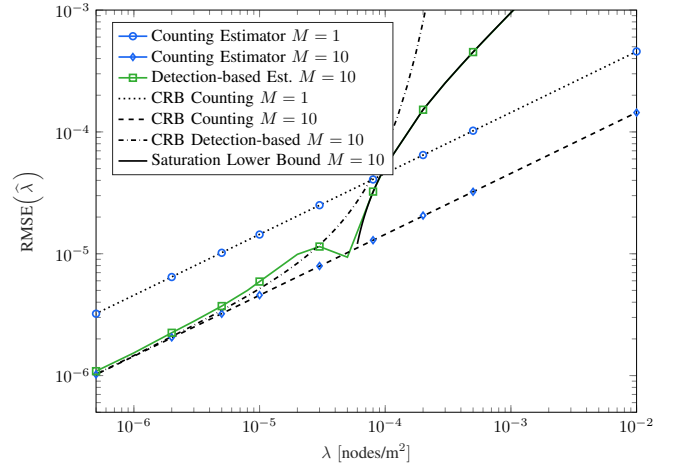


Fig. 3. RMSE of density estimators as a function of the actual density for a different number of agents, M , and $\sigma_{dB} = 6$.

of interest are that based on counting in (40), and the simple one based on detection given in (44). For comparison, we will also report the performance of Pollard's estimator (10), where we chose k_j according to the farthest visible neighbor. In particular, we impose the estimate to be equal to zero when the total number of visible nodes, considering all cooperating agents, is $K < 3$.

Regarding the detection-based estimator, in order to avoid divergence, we modify the estimator in (44) as

$$\hat{\lambda} = \begin{cases} \frac{1}{2\pi\psi(\infty)} \ln\left(\frac{M}{n_0}\right) & n_0 > 0 \\ \frac{\ln(M)}{2\pi\psi(\infty)} & n_0 = 0. \end{cases} \quad (49)$$

Since the estimator is a constant when $n_0 = 0$, for $\lambda > \ln(M)/(2\pi\psi(\infty))$, the MSE is lower-bounded by

$$\mathbb{E}\{(\hat{\lambda} - \lambda)^2\} > \left(\lambda - \frac{\ln(M)}{2\pi\psi(\infty)}\right)^2 \quad (50)$$

and the CRB in (43) is useful for small λ . We will refer to the bound in (50) as saturation lower bound.

To investigate the bias of the various estimators, in Fig. 2 we report the estimate averages obtained through Monte Carlo simulations, assuming $M = 10$ agents. Let us first discuss Pollard's estimator. This has been designed in the hypothesis of an infinite PPP without thinning, and therefore it is not expected to perform optimally in the investigated wireless scenario. In fact, we can see that the Pollard estimator has a bias that increases with σ_{dB} . Moreover, it is interesting to note that, for large λ and small σ_{dB} , the estimator tends to be unbiased. This is due to the fact that, without shadowing, the model in (45) degenerates to the disk model and, for large λ , the farthest neighbor distance is close to the disk radius. In this case, the Pollard estimator tends to (2), which is the ratio of the number of sensed nodes and the disk area. Let us now discuss the other estimators. We start by noting that, as expected, the counting estimator is unbiased. On the other hand, the detection-based estimator has a slight bias for small λ , while it is not suitable for large λ where, with high probability, all

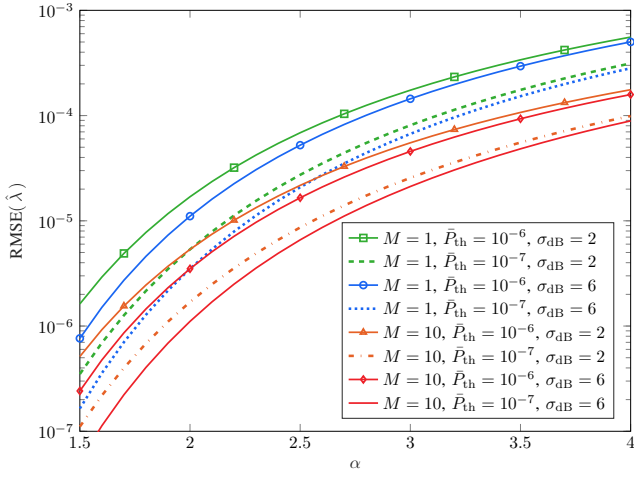


Fig. 4. Counting estimator RMSE as a function of the path-loss exponent for $\lambda = 10^{-3}$ [nodes/m²].

agents will sense at least one node, saturating the estimate to $\ln M/2\pi\psi(\infty)$.

In Fig. 3 we report the root-mean-square errors (RMSEs) of the two proposed estimators. For the counting estimator, we also show the results when a single agent is in charge of the estimation, $M = 1$. For comparison, we report also the CRB of the analyzed estimators. The counting estimator is efficient and thus, as shown in the figure, its RMSE is equal to the CRB for all λ . Regarding the detection-based estimator, we observe that for small λ the error is comparable with the counting one, and the RMSE is close to (43), since the estimator is almost unbiased (see Fig. 2). As anticipated, for large λ the estimator saturates and its lower bound becomes (50).

In Fig. 4, we focus our attention on the counting estimator. In particular, we show how the performance in terms of RMSE deteriorates when the path-loss exponent α increases, for two different values of the normalized threshold, $\bar{P}_{th} = 10^{-6}$ and $\bar{P}_{th} = 10^{-7}$, and $\lambda = 10^{-3}$ [nodes/m²]. The behavior is due to the fact that increasing α reduces the sensing capability of agents. For example, in a scenario without shadowing, the disk area for each agent decreases.

Finally, in Fig. 5 we report an example of the cumulative distribution of the estimates. As expected from Fig. 3, the counting estimator shows the steepest behavior around the true value of λ . In addition, it is possible to observe the quantized nature of the counting and detection-based estimators. On the other hand, the Pollard's estimator is continuous for all $\lambda > 0$.

VI. CONCLUSION

This paper addresses the problem of nodes spatial density estimation in wireless networks where the nodes distribution is a two-dimensional PPP. The framework developed accounts for realistic channel models where some nodes could be invisible because of propagation impairments, leveraging on the properties of thinned PPPs. In this scenario, we derived the distribution of the number of sensed nodes and sensed distances from which we found new density estimators that exploit different types of measurements, namely distance-based, counting-based and detection-based estimators. The

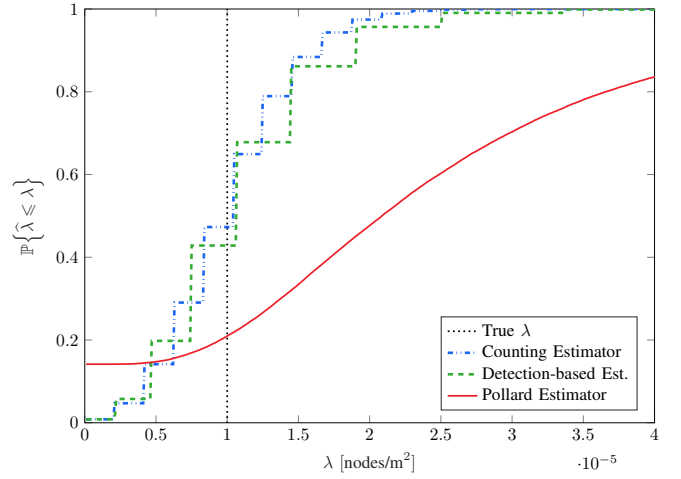


Fig. 5. Cumulative distribution functions of density estimates for $M = 10$, $\sigma_{dB} = 6$, and $\lambda = 10^{-5}$ [nodes/m²].

findings of this paper demonstrate that: *i*) Pollard's estimator does not provide accurate results in wireless scenarios where channel impairments play a significant role; *ii*) the counting-based estimator performs the best and is efficient; *iii*) the very simple detection-based estimator works well when the nodes spatial density is low, where it approaches the CRB.

ACKNOWLEDGEMENT

The authors wish to thank A. Rabbachin and M. Z. Win for helpful discussions and comments.

APPENDIX A

GENERALIZATION TO N-DIMENSIONAL CASE

The results obtained in this paper are easily generalized to the case where the point process is a n -dimensional homogeneous PPP. The probability that in the n -dimensional space there are k visible nodes considering the radial thinned process described in section III-A is given by

$$\mathbb{P}\{n(\mathbb{R}^n) = k\} = \frac{[\Lambda(\mathbb{R}^n)]^k}{k!} e^{-\Lambda(\mathbb{R}^n)}. \quad (51)$$

To express $\Lambda(\mathbb{R}^n)$ we use n -dimensional spherical coordinates, i.e., a radial coordinate r , and $n - 1$ angular coordinates, where the angles $\theta_1, \theta_2, \dots, \theta_{n-2}$ range over $[0, \pi]$ and θ_{n-1} ranges over $[0, 2\pi)$. Recalling the expression for the volume element in n -dimensional spherical coordinates $d^n V = r^{n-1} \left(\prod_{i=1}^{n-1} \sin^{n-i-1}(\theta_i) d\theta_i \right) dr$, we have

$$\begin{aligned} \Lambda(\mathbb{R}^n) &= \lambda \int_{\mathbb{R}^n} r^{n-1} p(r) \left(\prod_{i=1}^{n-1} \sin^{n-i-1}(\theta_i) d\theta_i \right) dr \\ &= \lambda \frac{n \pi^{n/2}}{\Gamma(\frac{n}{2} + 1)} \int_0^\infty r^{n-1} p(r) dr. \end{aligned} \quad (52)$$

By defining the function

$$\Psi(r; n) \triangleq \frac{n \pi^{n/2}}{\Gamma(\frac{n}{2} + 1)} \int_0^r \xi^{n-1} p(\xi) d\xi \quad (53)$$

the considerations and all the estimators derived through the paper are easily generalized to the n -dimensional case. In particular, from (19) we observe that $\psi(r) = \Psi(r; 2)/2\pi$.

Since $\Psi(r; n)$ is not a function of λ , the maximum likelihood estimator derivations and Cramér-Rao bounds are not affected by this generalization. For example, the counting estimator in (30) easily becomes

$$\hat{\lambda} = \frac{k}{\Psi(\infty; n)}. \quad (54)$$

APPENDIX B

DISTANCE DISTRIBUTION IN AN INHOMOGENEOUS PPP

Let us consider an inhomogeneous 2D PPP with density that depends only on the distance r to the origin, i.e., $\lambda_t(r) = \lambda p(r)$. Then, the probability that k nodes can be found in a region \mathcal{A} is given by

$$\mathbb{P}\{n(\mathcal{A}) = k\} = \frac{[\Lambda(\mathcal{A})]^k}{k!} e^{-\Lambda(\mathcal{A})} \quad (55)$$

where

$$\Lambda(\mathcal{A}) = \lambda \int_{\mathcal{A}} r p(r) dr d\theta. \quad (56)$$

A. Distance distribution of the k -th neighbour

In the following is derived the distance distribution of the k -th neighbor from an agent j , in the case of an inhomogeneous 2D PPP, applying the same ideas previously used in the homogeneous case [50], [51]. In fact, we can write the probability of finding the k -th neighbor at distance r_k as

$$f_{R_j^{(k)}}(r_k) dr_k = \mathbb{P}\{n(\mathcal{R}) = 1\} \mathbb{P}\{n(\mathcal{D}) = k - 1\} \quad (57)$$

with

$$\begin{aligned} \mathcal{R} &= \{\text{annulus within radii } (r_k, r_k + dr_k)\} \\ \mathcal{D} &= \{\text{disk with radius } (0, r_k)\} \end{aligned}$$

where we applied the independent increment property of PPP along with the fact that $\mathcal{D} \cap \mathcal{R} = \emptyset$ [49]. Now, considering that for a PPP

$$\mathbb{P}\{n(\mathcal{R}) = 1\} = \Lambda(\mathcal{R}) e^{-\Lambda(\mathcal{R})} \quad (58)$$

$$\mathbb{P}\{n(\mathcal{D}) = k - 1\} = \frac{[\Lambda(\mathcal{D})]^{k-1}}{(k-1)!} e^{-\Lambda(\mathcal{D})} \quad (59)$$

where

$$\Lambda(\mathcal{R}) = \int_{\mathcal{R}} r \lambda p(r) dr d\theta = 2\pi \lambda p(r_k) r_k dr_k \quad (60)$$

$$\Lambda(\mathcal{D}) = \int_{\mathcal{D}} r \lambda p(r) dr d\theta = 2\pi \lambda \int_0^{r_k} r p(r) dr \quad (61)$$

the desired distance distribution becomes

$$f_{R_j^{(k)}}(r_k) = \frac{(2\pi\lambda)^k}{(k-1)!} r_k p(r_k) [\psi(r_k)]^{k-1} e^{-2\pi\lambda\psi(r_k)} \quad (62)$$

with

$$\psi(r) \triangleq \int_0^r \xi p(\xi) d\xi. \quad (63)$$

B. Joint ordered distances distribution for the first k neighbours

The joint ordered distances distribution for the first k neighbors $R_j^{(1)} \leq R_j^{(2)} \leq \dots \leq R_j^{(k)}$ from the agent j can be obtained as

$$\begin{aligned} f_{R_j^{(1)}, R_j^{(2)}, \dots, R_j^{(k)}}(r_1, r_2, \dots, r_k) dr_1 dr_2 \dots dr_k &= \\ &= \prod_{\ell=1}^k \mathbb{P}\{n(\mathcal{R}_\ell) = 1\} \mathbb{P}\{n(\mathcal{V}_\ell) = 0\} \end{aligned} \quad (64)$$

with

$$\begin{aligned} \mathcal{R}_\ell &= \{\text{annulus within radii } (r_\ell, r_\ell + dr_\ell)\} \\ \mathcal{V}_\ell &= \{\text{annulus within radii } (r_{\ell-1}, r_\ell) \text{ and } r_0 = 0\} \end{aligned}$$

where we applied the independent increment property of PPP along with the fact that $\mathcal{V}_\ell \cap \mathcal{R}_\ell = \emptyset$ for $\ell = 1, \dots, k$. Now, considering that for a PPP

$$\mathbb{P}\{n(\mathcal{R}_\ell) = 1\} = \Lambda(\mathcal{R}_\ell) e^{-\Lambda(\mathcal{R}_\ell)} \quad (65)$$

$$\mathbb{P}\{n(\mathcal{V}_\ell) = 0\} = e^{-\Lambda(\mathcal{V}_\ell)} \quad (66)$$

where

$$\Lambda(\mathcal{R}_\ell) = \lambda \int_{\mathcal{R}_\ell} r p(r) dr d\theta = 2\pi \lambda r_\ell p(r_\ell) dr_\ell \quad (67)$$

$$\Lambda(\mathcal{V}_\ell) = \lambda \int_{\mathcal{V}_\ell} r p(r) dr d\theta = 2\pi \lambda \int_{r_{\ell-1}}^{r_\ell} r p(r) dr \quad (68)$$

the joint distribution becomes

$$\begin{aligned} f_{R_j^{(1)}, R_j^{(2)}, \dots, R_j^{(k)}}(r_1, r_2, \dots, r_k) &= \\ &= (2\pi\lambda)^k \prod_{\ell=1}^k r_\ell p(r_\ell) \exp\left(-2\pi\lambda \int_{r_{\ell-1}}^{r_\ell} r p(r) dr\right) \\ &= (2\pi\lambda)^k \exp\left(-2\pi\lambda \sum_{\ell=1}^k \int_{r_{\ell-1}}^{r_\ell} r p(r) dr\right) \prod_{\ell=1}^k r_\ell p(r_\ell) \\ &= (2\pi\lambda)^k e^{-2\pi\lambda\psi(r_k)} \prod_{\ell=1}^k r_\ell p(r_\ell) \end{aligned} \quad (69)$$

with $\psi(r)$ defined in (63).

C. Distance distribution of the last neighbor

When the thinning process on the PPP limits the number of sensed nodes to a finite number, we can write the probability to detect exactly k neighbors and that the last one is at a distance r from the agent j as

$$\begin{aligned} f_{R_j^{(k)}, K}(r, k) dr &= \mathbb{P}\{n(\mathcal{E}) = 0\} \mathbb{P}\{n(\mathcal{R}) = 1\} \\ &\quad \times \mathbb{P}\{n(\mathcal{D}) = k - 1\} \end{aligned} \quad (70)$$

with

$$\begin{aligned} \mathcal{E} &= \{\text{annulus with radius } (r, \infty)\} \\ \mathcal{R} &= \{\text{annulus within radii } (r, r + dr)\} \\ \mathcal{D} &= \{\text{disk with radius } (0, r)\} \end{aligned}$$

where we applied the independent increment property of PPP along with the fact that $\mathcal{D} \cap \mathcal{R} = \emptyset$, $\mathcal{D} \cap \mathcal{E} = \emptyset$ and $\mathcal{E} \cap \mathcal{R} = \emptyset$. Now, recalling (58) and (59) and that, for a PPP

$$\mathbb{P}\{n(\mathcal{E}) = 0\} = e^{-\Lambda(\mathcal{E})} \quad (71)$$

with

$$\Lambda(\mathcal{E}) = \lambda \int_{\mathcal{E}} r p(r) dr d\theta = 2\pi\lambda \int_r^\infty \xi p(\xi) d\xi \quad (72)$$

the desired distance distribution assumes the form

$$f_{R_j^{(k)}, K}(r, k) = \frac{(2\pi\lambda)^k}{(k-1)!} r p(r) [\psi(r)]^{k-1} e^{-2\pi\lambda\psi(\infty)} \quad (73)$$

with $\psi(r)$ defined in (63) and

$$\psi(\infty) \triangleq \int_0^\infty \xi p(\xi) d\xi. \quad (74)$$

D. Joint ordered distances distribution for all the k neighbours

The joint ordered distances distribution for all the k neighbours $R_j^{(1)} \leq R_j^{(2)} \leq \dots \leq R_j^{(k)}$ of the agent j can be obtained as

$$\begin{aligned} f_{R_j^{(1)}, R_j^{(2)}, \dots, R_j^{(k)}, K}(r_1, r_2, \dots, r_k, k) dr_1 dr_2 \dots dr_k = \\ = \mathbb{P}\{n(\mathcal{E}) = 0\} \prod_{\ell=1}^k \mathbb{P}\{n(\mathcal{R}_\ell) = 1\} \mathbb{P}\{n(\mathcal{V}_\ell) = 0\} \end{aligned} \quad (75)$$

with

$$\begin{aligned} \mathcal{E} &= \{\text{annulus with radius } (r_k, \infty)\} \\ \mathcal{R}_\ell &= \{\text{annulus within radii } (r_\ell, r_\ell + dr_\ell)\} \\ \mathcal{V}_\ell &= \{\text{annulus within radii } (r_{\ell-1}, r_\ell) \text{ and } r_0 = 0\} \end{aligned}$$

where we applied the independent increment property of PPP along with the fact that $\mathcal{V}_\ell \cap \mathcal{R}_\ell = \emptyset$, $\mathcal{E} \cap \mathcal{R}_\ell = \emptyset$, and $\mathcal{V}_\ell \cap \mathcal{E} = \emptyset$ for $\ell = 1, \dots, k$. Therefore, considering (65), (66), and (71), the joint distribution becomes

$$\begin{aligned} f_{R_j^{(1)}, R_j^{(2)}, \dots, R_j^{(k)}, K}(r_1, r_2, \dots, r_k, k) = \\ = (2\pi\lambda)^k e^{-\Lambda(\mathcal{E})} \prod_{\ell=1}^k r_\ell p(r_\ell) \exp\left(-2\pi\lambda \int_{r_{\ell-1}}^{r_\ell} r p(r) dr\right) \\ = (2\pi\lambda)^k e^{-\Lambda(\mathcal{E})} \exp\left(-2\pi\lambda \sum_{\ell=1}^k \int_{r_{\ell-1}}^{r_\ell} r p(r) dr\right) \prod_{\ell=1}^k r_\ell p(r_\ell) \\ = (2\pi\lambda)^k e^{-2\pi\lambda\psi(\infty)} \prod_{\ell=1}^k r_\ell p(r_\ell) \end{aligned} \quad (76)$$

with $\psi(\infty)$ defined in (74).

APPENDIX C PROOF OF (36)

Starting from

$$\begin{aligned} f_{\mathbf{R}}(\mathbf{r}; \lambda) &= (2\pi\lambda)^K \prod_{j=1}^M \frac{\psi'(r_j) [\psi(r_j)]^{k_j-1} e^{-2\pi\lambda\psi(r_j)}}{(k_j-1)!} \\ \mathbb{E}\{\hat{\lambda}\} &= \int_0^\infty \dots \int_0^\infty \frac{K}{2\pi \sum_{j=1}^M \psi(r_j)} f_{\mathbf{R}}(\mathbf{r}; \lambda) d\mathbf{r} \end{aligned} \quad (77)$$

and substituting $\xi_j = \psi(r_j)$ we obtain

$$\int_0^\infty \dots \int_0^\infty \frac{K (2\pi\lambda)^K}{2\pi \sum_{j=1}^M \xi_j} \prod_{j=1}^M \frac{\xi_j^{k_j-1} e^{-2\pi\lambda\xi_j}}{(k_j-1)!} d\xi. \quad (78)$$

Then, using $u_\ell = \sum_{j=1}^\ell \xi_j$, we get

$$K_c \int_0^\infty \frac{e^{-2\pi\lambda u_M}}{u_M} \int_0^{u_M} \dots \int_0^{u_2} u_1^{k_1-1} \prod_{j=2}^M (u_j - u_{j-1})^{k_j-1} du \quad (79)$$

where

$$K_c \triangleq \frac{K (2\pi\lambda)^K}{2\pi \prod_{j=1}^M (k_j-1)!}. \quad (80)$$

The expression in (79) can be simplified using the Beta function $B(x, y) = \int_0^1 t^{x-1} (1-t)^{y-1} dt$ and its properties. In addition, we define the constant $\eta_\ell \triangleq \sum_{j=1}^\ell k_j$ (in particular $\eta_M = K$), obtaining

$$\begin{aligned} \mathbb{E}\{\hat{\lambda}\} &= K_c \prod_{j=1}^{M-1} B(\eta_j, k_{j+1}) \int_0^\infty u_M^{K-2} e^{-2\pi\lambda u_M} du_M \\ &= \frac{K (2\pi\lambda)^K}{2\pi (K-1)!} \int_0^\infty u_M^{K-2} e^{-2\pi\lambda u_M} du_M \\ &= \lambda \frac{K}{K-1}. \end{aligned} \quad (81)$$

REFERENCES

- [1] J. B. Plotkin, J. Chave, and P. S. Ashton, "Cluster analysis of spatial patterns in Malaysian tree species," *The American Naturalist*, vol. 160, no. 5, pp. 629–644, 2002.
- [2] P. Hiernaux, L. Diarra, V. Trichon, E. Mougin, N. Soumaguel, and F. Baup, "Woody plant population dynamics in response to climate changes from 1984 to 2006 in Sahel (Gourma, Mali)," *Journal of Hydrology*, vol. 375, no. 1–2, pp. 103–113, 2009.
- [3] P. Gonzalez, C. J. Tucker, and H. Sy, "Tree density and species decline in the African Sahel attributable to climate," *Journal of Arid Environments*, vol. 78, pp. 55–64, 2012.
- [4] A. C. Gatrell, T. C. Bailey, P. J. Diggle, and B. S. Rowlingson, "Spatial point pattern analysis and its application in geographical epidemiology," *Transactions of the Institute of British Geographers*, pp. 256–274, 1996.
- [5] A. E. Gelfand, P. Diggle, P. Guttorp, and M. Fuentes, *Handbook of spatial statistics*. CRC Press, 2010.
- [6] D. Ward and D. Saltz, "Foraging at different spatial scales: Dorcas gazelles foraging for lilies in the Negev desert," *Ecology*, vol. 75, no. 1, pp. 48–58, 1994.
- [7] A. R. Marshall, J. C. Lovett, and P. C. White, "Selection of line-transect methods for estimating the density of group-living animals: lessons from the primates," *American Journal of Primatology: Official Journal of the American Society of Primatologists*, vol. 70, no. 5, pp. 452–462, 2008.
- [8] P. Gupta and P. R. Kumar, "The capacity of wireless networks," *IEEE Trans. Inf. Theory*, vol. 46, no. 2, pp. 388–404, 2000.
- [9] J.-F. Chamberland and V. V. Veeravalli, "How dense should a sensor network be for detection with correlated observations?" *IEEE Trans. Inf. Theory*, vol. 52, no. 11, pp. 5099–5106, 2006.

- [10] J.-C. Kuo, W. Liao, and T.-C. Hou, "Impact of node density on throughput and delay scaling in multi-hop wireless networks," *IEEE Trans. Wireless Commun.*, vol. 8, no. 10, pp. 5103–5111, 2009.
- [11] P. Jacquet, B. Mans, and G. Rodolakis, "Information propagation speed in mobile and delay tolerant networks," *IEEE Trans. Inf. Theory*, vol. 56, no. 10, pp. 5001–5015, 2010.
- [12] A. Banaei, C. N. Georgiades, and S. Cui, "Large overlaid cognitive radio networks: From throughput scaling to asymptotic multiplexing gain," *IEEE Trans. Wireless Commun.*, vol. 13, no. 6, pp. 3042–3055, 2014.
- [13] N. Lee, F. Baccelli, and R. W. Heath, "Spectral efficiency scaling laws in dense random wireless networks with multiple receive antennas," *IEEE Trans. Inf. Theory*, vol. 62, no. 3, pp. 1344–1359, 2016.
- [14] B. Wang, J. Zhu, L. T. Yang, and Y. Mo, "Sensor density for confident information coverage in randomly deployed sensor networks," *IEEE Trans. Wireless Commun.*, vol. 15, no. 5, pp. 3238–3250, 2016.
- [15] S. H. Chae, T. Kim, and J.-P. Hong, "Distributed multi-radio access control for decentralized OFDMA multi-RAT wireless networks," *IEEE Communications Letters*, vol. 25, no. 4, pp. 1303–1307, 2021.
- [16] O. Yaman, A. Eroglu, and E. Onur, "Density-aware cell zooming," in *2018 21st Conference on Innovation in Clouds, Internet and Networks and Workshops (ICIN)*, 2018, pp. 1–8.
- [17] M. Z. Win, P. C. Pinto, and L. A. Shepp, "A mathematical theory of network interference and its applications," *Proc. IEEE*, vol. 97, no. 2, pp. 205–230, 2009.
- [18] V. Mordachev and S. Loyka, "On node density-outage probability tradeoff in wireless networks," *IEEE J. Sel. Areas Commun.*, vol. 27, no. 7, pp. 1120–1131, 2009.
- [19] P. C. Pinto and M. Z. Win, "Communication in a poisson field of interferers—part i: Interference distribution and error probability," *IEEE Trans. Wireless Commun.*, vol. 9, no. 7, pp. 2176–2186, 2010.
- [20] A. Rabbachin, T. Q. S. Quek, H. Shin, and M. Z. Win, "Cognitive network interference," *IEEE J. Sel. Areas Commun.*, vol. 29, no. 2, pp. 480–493, 2011.
- [21] T. Rault, A. Bouabdallah, and Y. Challal, "Energy efficiency in wireless sensor networks: A top-down survey," *Computer Networks*, vol. 67, pp. 104–122, 2014.
- [22] A. AlAmmouri, J. G. Andrews, and F. Baccelli, "A unified asymptotic analysis of area spectral efficiency in ultradense cellular networks," *IEEE Trans. Inf. Theory*, vol. 65, no. 2, pp. 1236–1248, 2018.
- [23] J. Liu, M. Sheng, and J. Li, "Improving network capacity scaling law in ultra-dense small cell networks," *IEEE Trans. Wireless Commun.*, vol. 17, no. 9, pp. 6218–6230, 2018.
- [24] Y. Chen, M. Ding, and D. López-Pérez, "Performance of ultra-dense networks with a generalized multipath fading," *IEEE Wireless Commun. Lett.*, vol. 8, no. 5, pp. 1419–1422, 2019.
- [25] A. Conti, S. Mazuelas, S. Bartoletti, W. C. Lindsey, and M. Z. Win, "Soft information for localization-of-things," *Proceedings of the IEEE*, vol. 107, no. 11, pp. 2240–2264, 2019.
- [26] M. Z. Win, A. Conti, S. Mazuelas, Y. Shen, W. M. Gifford, D. Dardari, and M. Chiani, "Network localization and navigation via cooperation," *IEEE Commun. Mag.*, vol. 49, no. 5, pp. 56–62, May 2011.
- [27] M. Filo, C. H. Foh, S. Vahid, and R. Tafazolli, "Performance analysis of ultra-dense networks with regularly deployed base stations," *IEEE Trans. Wireless Commun.*, vol. 19, no. 5, pp. 3530–3545, 2020.
- [28] S. K. Sharma and X. Wang, "Toward massive machine type communications in ultra-dense cellular IoT networks: Current issues and machine learning-assisted solutions," *IEEE Communications Surveys Tutorials*, vol. 22, no. 1, pp. 426–471, 2020.
- [29] S. Bartoletti, L. Chiaraviglio, S. Fortes, T. E. Kennouche, G. Solmaz, G. Bernini, D. Giustiniano, J. Widmer, R. Barco, G. Siracusano, A. Conti, and N. B. Melazzi, "Location-based analytics in 5G and beyond," *IEEE Communications Magazine*, vol. 59, no. 7, pp. 38–43, 2021.
- [30] F. Baccelli, B. Błaszczyszyn, and P. Muhlethaler, "An ALOHA protocol for multihop mobile wireless networks," *IEEE Trans. Inf. Theory*, vol. 52, no. 2, pp. 421–436, 2006.
- [31] Y. Sung, H. V. Poor, and H. Yu, "How much information can one get from a wireless ad hoc sensor network over a correlated random field?" *IEEE Trans. Inf. Theory*, vol. 55, no. 6, pp. 2827–2847, 2009.
- [32] M. Kaynia, N. Jindal, and G. E. Oien, "Improving the performance of wireless ad hoc networks through MAC layer design," *IEEE Trans. Wireless Commun.*, vol. 10, no. 1, pp. 240–252, 2010.
- [33] G. Liva, "Graph-based analysis and optimization of contention resolution diversity slotted ALOHA," *IEEE Trans. Commun.*, vol. 59, no. 2, pp. 477–487, Feb. 2011.
- [34] E. Onur, Y. Durmus, and I. Niemegeers, "Cooperative density estimation in random wireless ad hoc networks," *IEEE Commun. Lett.*, vol. 16, no. 3, pp. 331–333, 2012.
- [35] A. Eroglu, E. Onur, and H. Oğuztüzün, "Estimating density of wireless networks in practice," in *IEEE Int. Symp. on Personal, Indoor, and Mobile Radio Comm. (PIMRC)*, Hong Kong, 2015, pp. 1476–1480.
- [36] M. Taranetz and M. Rupp, "A circular interference model for heterogeneous cellular networks," *IEEE Trans. Wireless Commun.*, vol. 15, no. 2, pp. 1432–1444, 2015.
- [37] Y. George, I. Bergel, and E. Zehavi, "The ergodic rate density of ALOHA wireless ad-hoc networks," *IEEE Trans. Wireless Commun.*, vol. 12, no. 12, pp. 6340–6351, 2013.
- [38] —, "Upper bound on the ergodic rate density of ALOHA wireless ad-hoc networks," *IEEE Trans. Wireless Commun.*, vol. 14, no. 6, pp. 3004–3014, 2015.
- [39] E. Paolini, G. Liva, and M. Chiani, "Coded slotted ALOHA: A graph-based method for uncoordinated multiple access," *IEEE Trans. Inf. Theory*, vol. 61, no. 12, pp. 6815–6832, Dec 2015.
- [40] G. Chisci, H. Elsayy, A. Conti, M.-S. Alouini, and M. Z. Win, "Uncoordinated massive wireless networks: Spatiotemporal models and multiaccess strategies," *IEEE/ACM Transactions on Networking*, vol. 27, no. 3, pp. 918–931, 2019.
- [41] P. C. Pinto, A. Giorgetti, M. Z. Win, and M. Chiani, "A stochastic geometry approach to coexistence in heterogeneous wireless networks," *IEEE J. Sel. Areas Commun.*, vol. 27, no. 7, pp. 1268–1282, Sep. 2009, special Issue on Stochastic Geometry and Random Graphs for Wireless Networks.
- [42] M. Chiani and M. Z. Win, "Estimating the number of signals observed by multiple sensors," in *2010 2nd International Workshop on Cognitive Information Processing*. IEEE, 2010, pp. 156–161.
- [43] A. Mariani, A. Giorgetti, and M. Chiani, "Effects of noise power estimation on energy detection for cognitive radio applications," *IEEE Trans. Commun.*, vol. 59, no. 12, pp. 3410–3420, Dec. 2011.
- [44] —, "Wideband spectrum sensing by model order selection," *IEEE Trans. Wireless Commun.*, vol. 14, no. 12, pp. 6710–6721, Dec 2015.
- [45] G. Cottam and J. T. Curtis, "The use of distance measures in phytosociological sampling," *Ecology*, vol. 37, no. 3, pp. 451–460, 1956.
- [46] J. H. Pollard, "On distance estimators of density in randomly distributed forests," *Biometrics*, pp. 991–1002, 1971.
- [47] Y. Zhu, G. Zheng, and M. Fitch, "Secrecy rate analysis of UAV-enabled mmwave networks using Matérn hardcore point processes," *IEEE J. Sel. Areas Commun.*, vol. 36, no. 7, pp. 1397–1409, 2018.
- [48] C.-H. Liu, D.-C. Liang, M. A. Syed, and R.-H. Gau, "A 3D tractable model for UAV-enabled cellular networks with multiple antennas," *IEEE Trans. Wireless Commun.*, vol. 20, no. 6, pp. 3538–3554, 2021.
- [49] J. F. C. Kingman, *Poisson processes*. Wiley Online Library, 1993.
- [50] P. J. Clark and F. C. Evans, "Distance to nearest neighbor as a measure of spatial relationships in populations," *Ecology*, vol. 35, no. 4, pp. 445–453, 1954.
- [51] H. R. Thompson, "Distribution of distance to nth neighbour in a population of randomly distributed individuals," *Ecology*, vol. 37, no. 2, pp. 391–394, 1956.
- [52] G. Casella and R. L. Berger, *Statistical inference*, 2nd ed. Duxbury Pacific Grove, CA, 2002.
- [53] T. A. Cover and J. A. Thomas, *Elements of Information Theory*, 1st ed. New York, NY, 10158: John Wiley & Sons, Inc., 1991.
- [54] G. L. Stuber, *Principles of Mobile Communication*, 4th ed. Springer International Publishing, 2017.
- [55] G. Mao, B. D. Anderson, and B. Fidan, "Path loss exponent estimation for wireless sensor network localization," *Computer Networks*, vol. 51, no. 10, pp. 2467–2483, 2007.
- [56] S. Srinivasa and M. Haenggi, "Path loss exponent estimation in large wireless networks," in *2009 Information Theory and Applications Workshop*. IEEE, 2009, pp. 124–129.



Lorenzo Valentini received the B.S. degree (*summa cum laude*) in Electronics Engineering and the M.S. degree (*summa cum laude*) in Electronics and Telecommunications Engineering from the University of Bologna, Italy, in 2017 and 2019, respectively. From 2019 to 2020 he has been with the Interdepartmental Centre for Industrial ICT Research of the University of Bologna, working on Internet of Things projects. He is currently a Ph.D. student in Electronics, Telecommunications and Information Technologies Engineering at the University of Bologna. His research interests include communication theory, wireless sensor networks, massive multiple access protocols and quantum information.



Andrea Giorgetti (Senior Member, IEEE) received the Dr. Ing. degree (*summa cum laude*) in electronic engineering and the Ph.D. degree in electronic engineering and computer science from the University of Bologna, Bologna, Italy, in 1999 and 2003, respectively. From 2003 to 2005, he was a Researcher with the National Research Council, Italy. In 2006, he joined the Department of Electrical, Electronic, and Information Engineering “Guglielmo Marconi,” University of Bologna, where he is currently an Associate Professor. In spring 2006, he was with the Laboratory for Information and Decision Systems, Massachusetts Institute of Technology (MIT), Cambridge, MA, USA. Since then, he has been a frequent visitor to the Wireless Information and Network Sciences Laboratory, MIT, where he holds the Research Affiliate appointment. He has co-authored the book *Cognitive Radio Techniques: Spectrum Sensing, Interference Mitigation, and Localization* (Artech House, 2012). His research interests include integrated sensing and communications, active and passive localization, wireless sensor networks, and cognitive radio. He was the Technical Program Co-Chair of various symposia at the IEEE International Conference on Communication and IEEE Global Communication Conference. He was an Editor of the IEEE COMMUNICATIONS LETTERS and the IEEE TRANSACTIONS ON WIRELESS COMMUNICATIONS. From 2017 to 2018, he was the elected Chair of the IEEE Communications Society’s Radio Communications Technical Committee.



Marco Chiani (M’94-SM’02-F’11) received the Dr. Ing. degree (*summa cum laude*) in electronic engineering and the Ph.D. degree in electronic and computer engineering from the University of Bologna, Italy, in 1989 and 1993, respectively. He is a Full Professor of Telecommunications at the University of Bologna. Since 2003 he has been a frequent visitor at the Massachusetts Institute of Technology (MIT), Cambridge, where he presently holds a Research Affiliate appointment. His research interests are in the areas of information theory, wireless systems, statistical signal processing and quantum information. In 2012 he has been appointed Distinguished Visiting Fellow of the Royal Academy of Engineering, UK. He served as elected Chair (2002–2004) of the Radio Communications Committee of the IEEE Communication Society and as Editor (2000–2007) of Wireless Communication for the IEEE TRANSACTIONS ON COMMUNICATIONS. He received the 2011 IEEE Communications Society Leonard G. Abraham Prize in the Field of Communications Systems, the 2012 IEEE Communications Society Fred W. Ellersick Prize, and the 2012 IEEE Communications Society Stephen O. Rice Prize in the Field of Communications Theory.